

View

WINNEBAGO



Why View?

- Mercedes-Benz® Sprinter chassis
- Primera® swivel cab seats
- Available bike rack
- Available cabover bunk
- Energy-efficient LED lighting
- Powered patio awning with LED lighting
- Maximum usability with SmartSpace™ design
- MCD solar/blackout roller shades
- Available Infotainment Center with Rand McNally RV GPS
- Available Mobileye® Collision Avoidance System
- Available dual-pane Euro windows with screen and insulated shade



On the Cover: 24J Pumpkin Spice Full-Body Paint

24J Tidewater with High-Gloss Marbella Cherry/Canvas Cabinetry

See What You've Been Missing

Looking for more in a Class C motorhome? You'll find it in the Winnebago View.® Its modest size is big on the features you love such as swivel cab seats with boosters, a U-shaped dinette in the 24J, and a large patio-side galley window in each floorplan. The Mercedes-Benz Sprinter chassis has built its reputation by

combining fuel economy with towing power, and the View takes full advantage. With three floorplans and your choice of flexible sleeping accommodations, there is a View ready-made for you and your traveling companions. Spend time in the View and you'll see why it's the top-selling Sprinter chassis-based motorhome.



Recognized Quality

The Recreation Vehicle Dealer Association annually rates RV manufacturers and awards the Quality Circle Award to manufacturers that provide exceptional products, service and support. Winnebago Industries is proud to be the only manufacturer that has received this award every year since its inception.



24J Tidewater with High-Gloss Marbella Cherry/Canvas Cabinetry

The View® offers three distinct floorplans with an array of furniture options designed to make you feel at home. Select the 24V or 24G (optional) for a Fold N Tumble sofa with a movable table allowing for a new, larger dinette that is ideal for watching TV or enjoying a nice meal. The 24J is built around a large U-shaped dinette with footrests that is the center of activity. All models include an HDTV and a sound system with CD/DVD player. MCD solar/blackout roller shades and a skylight with shade give you precise control to let in just the right amount of daylight.



24J Dinette with Footrests



24J Dinette as Bed



24J Available StudioLoft



24J StudioLoft Curtain



24J Behind TV Storage



MCD Solar/Blackout Roller Shades

The galley features a space-saving microwave/convection oven that browns your food like a traditional oven for crisp, delicious meals in a fraction of the time. The View has the rest of dinner covered with a two-burner range with an elegant glass cover and a Norcold® double-door refrigerator/freezer. A cold water filtration system provides fresh, cool water at every stop.



24J Microwave/Convection Oven



24J Full-Extension Drawer Slides



24J Galley



24J Refrigerator



24J 2-Burner Range



24J Bedroom

Choose from a corner bed (24J), walk-around queen bed (24G) or the Flex Bed (24V) that quickly converts from a queen bed into two twin beds when needed. Add the available Froli deluxe sleep system, designed exclusively for RVs, to make every night as restful as a night at home. All models include a wardrobe and an upscale bathroom. An HDTV can also be added to the bedroom.



24J Available Bedroom HDTV



24J Wardrobe



24J Vanity



24J Underbed Storage



24J Bathroom





Dash

The Mercedes-Benz Sprinter chassis with a 188-hp, turbo-diesel engine delivers the power you need and creature comforts you crave to make every trip a pleasure. Listen to local channels or your MP3 player on the Radio/Rearview Monitor System with 6" touch screen. You can also upgrade to the Infotainment Center with Rand McNally RV GPS for a CD/DVD player, touchscreen, and turn-by-turn directions. Adjustable cab seats keep you comfortable on the road and turn to face the lounge when you reach your destination. Along with these great features, you can also enjoy the Mobileye Collision Avoidance System.



Solar/Blackout Cab Shades



Cab Seats Reclined





24J Powered Patio Awning

The Sprinter chassis strikes a bold profile that is further enhanced by the available full-body paint and stylized available aluminum or chrome wheels. A complementary powered patio awning with metal wrap (requires full-body paint) provides much needed shade at the campground and includes integrated LED lighting so you can keep relaxing into the night. Exterior storage is plentiful and you can even add a bike rack for a little extra fun and mobility when you reach your destination.



Powered Mirror with Defrost



Powered Awning with LED Lighting





Entrance Door and Steps



Available Stylized Chrome Wheels



Exterior Rear Storage



Exterior Speaker



Exterior Storage



Exterior Service Station

Fiberglass Roof The crowned, one-piece fiberglass roof is backed by a 10-year limited parts-and-labor roof skin warranty.

Rubber Can't Cut It Rubber roofs used by competitors can streak and degrade over time.

Interlocking Joints Specially engineered interlocking joints connect the floor, sidewalls and roof where competitors often rely on simple screws to bear the weight.

Embedded Steel Metal substructures embedded into the sidewall provide solid attachment points to keep cabinets and appliances mounted securely in place.

E-Coating An electrodeposition coating helps protect critical steel components.

Solid Framework Aluminum extruded in our own facility to our exacting standards creates an extremely strong and solid structural framework.

Thermo-Panel® Sidewalls By layering fiberglass and high-density block foam insulation with welded aluminum support structures, we create some of the industry's strongest, most durable and lightweight sidewalls.

Laser-Cut Tubing Precision laser cutters create precise joints in structural steel that are stronger and require less welding.



SUPER STRUCTURE®

BUILT TO LAST

Every coach—from our smallest Class C to our largest diesel-pusher model—is built to Winnebago's® legendary SuperStructure® construction design. It's a process developed and refined over more than 50 years of building some of the strongest, most durable coaches in the industry.

TESTING

Before rolling out of our factories, every coach undergoes an extensive 113-point inspection. Each coach also passes a high-pressure water test that simulates rain at a rate of 50-inches per hour to check for leaks. During the design process, our computer simulations, physical testing center, and rigorous test track ensure each model is built to last.

**DETAILS**

At Winnebago, we treat the features you can't see with the same care as the ones you can. Look in the access panels of some of our competitors' coaches and you'll see loose insulation and wires haphazardly strewn about. Winnebago maintains a clean fit and finish throughout so your coach will last for the long haul.

**BUILT IN-HOUSE**

We process and finish key aluminum parts. We rotocast our own plastic components. In fact, we manufacture most of our own parts so they are designed to fit the space, rather than fitting the space to an awkward off-the-shelf component size.



**SUPER
STRUCTURE**
BUILT TO LAST

W Visit BetterBuiltRVs.com to gain real insight into what goes into a Winnebago motorhome.

TAKE A TOUR

We're proud of our processes, state-of-the-art facilities, and the people who make Winnebago number one. We invite you to visit our complex in Forest City, Iowa, for a firsthand look at the dedication and technology behind every motorhome we build.

Call (641) 585-6936 or (800) 643-4892 or visit us online at WinnebagoInd.com/company/visit for more information.

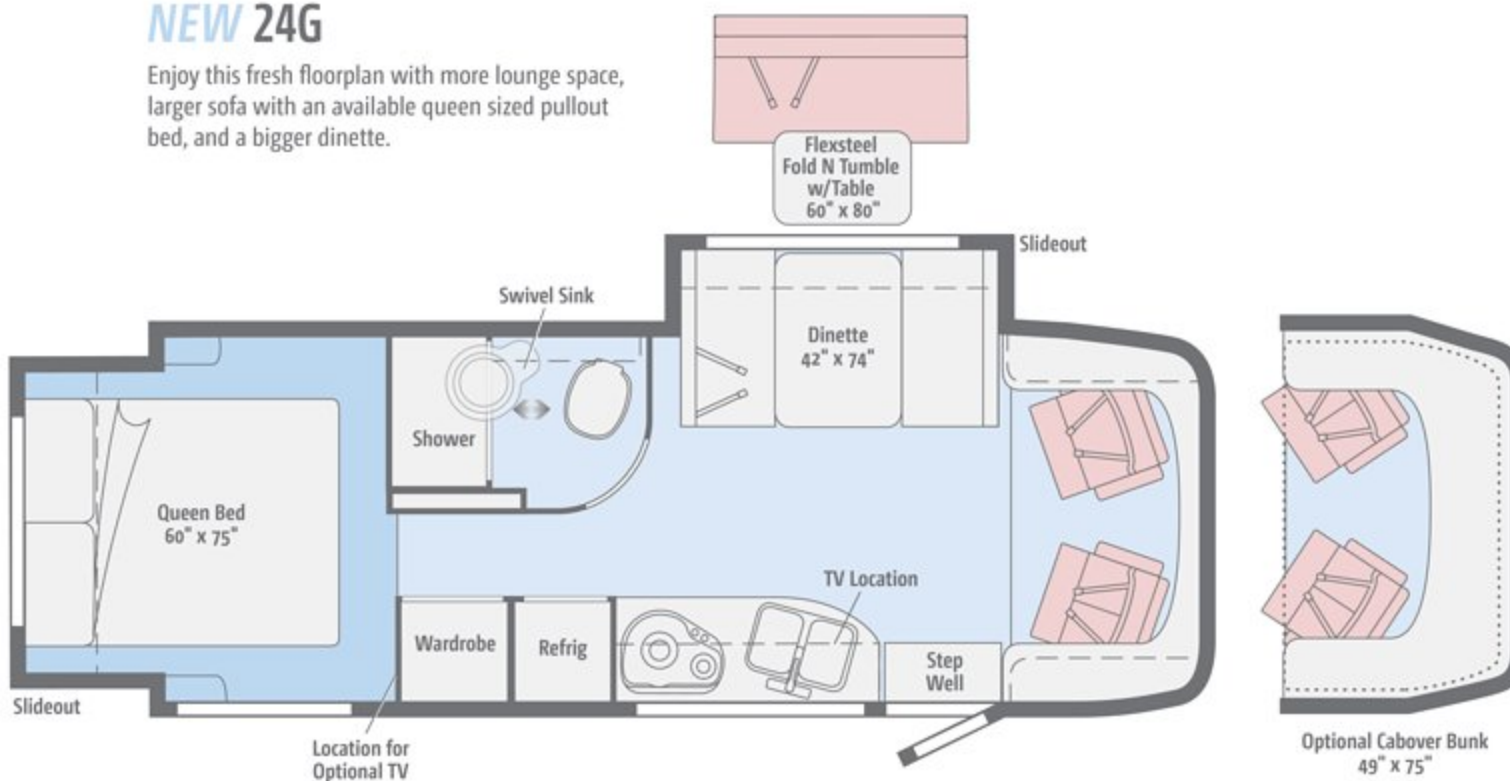




Click here to explore this floorplan's web page.

NEW 24G

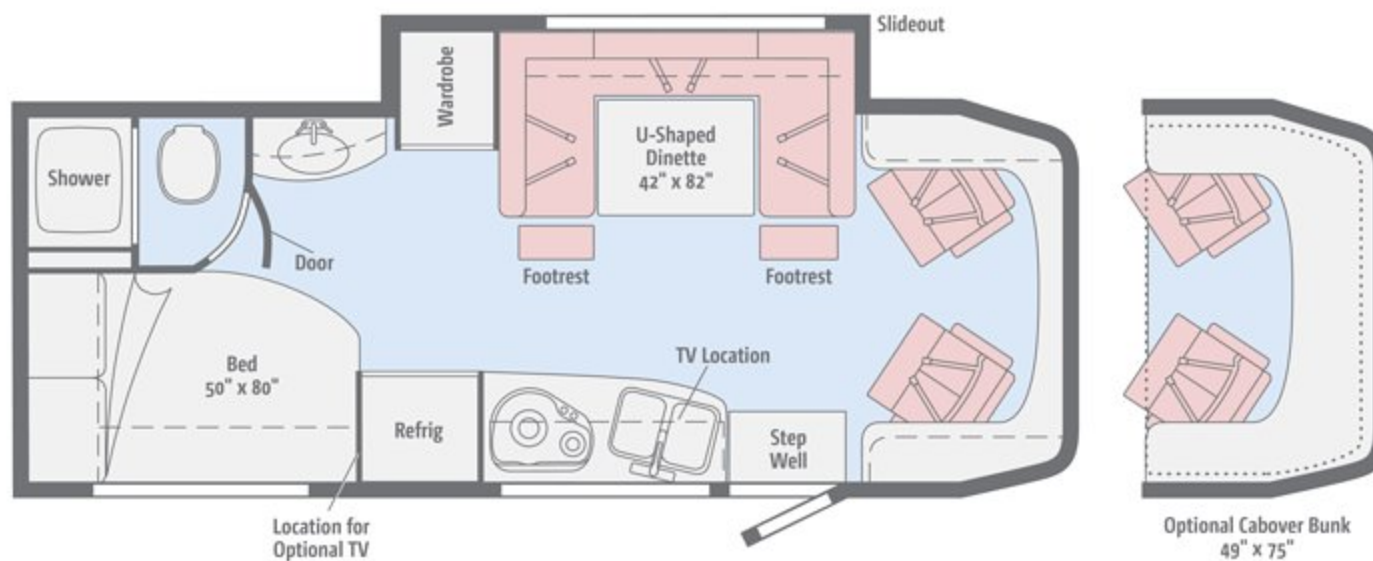
Enjoy this fresh floorplan with more lounge space, larger sofa with an available queen sized pullout bed, and a bigger dinette.



[!\[\]\(919a2cb85b99741a73c0c31a427236a8_img.jpg\) Click here to explore this floorplan's web page.](#)

24J

From eating to sleeping to just sitting around watching TV, the U-shaped dinette is the star of this versatile floorplan.

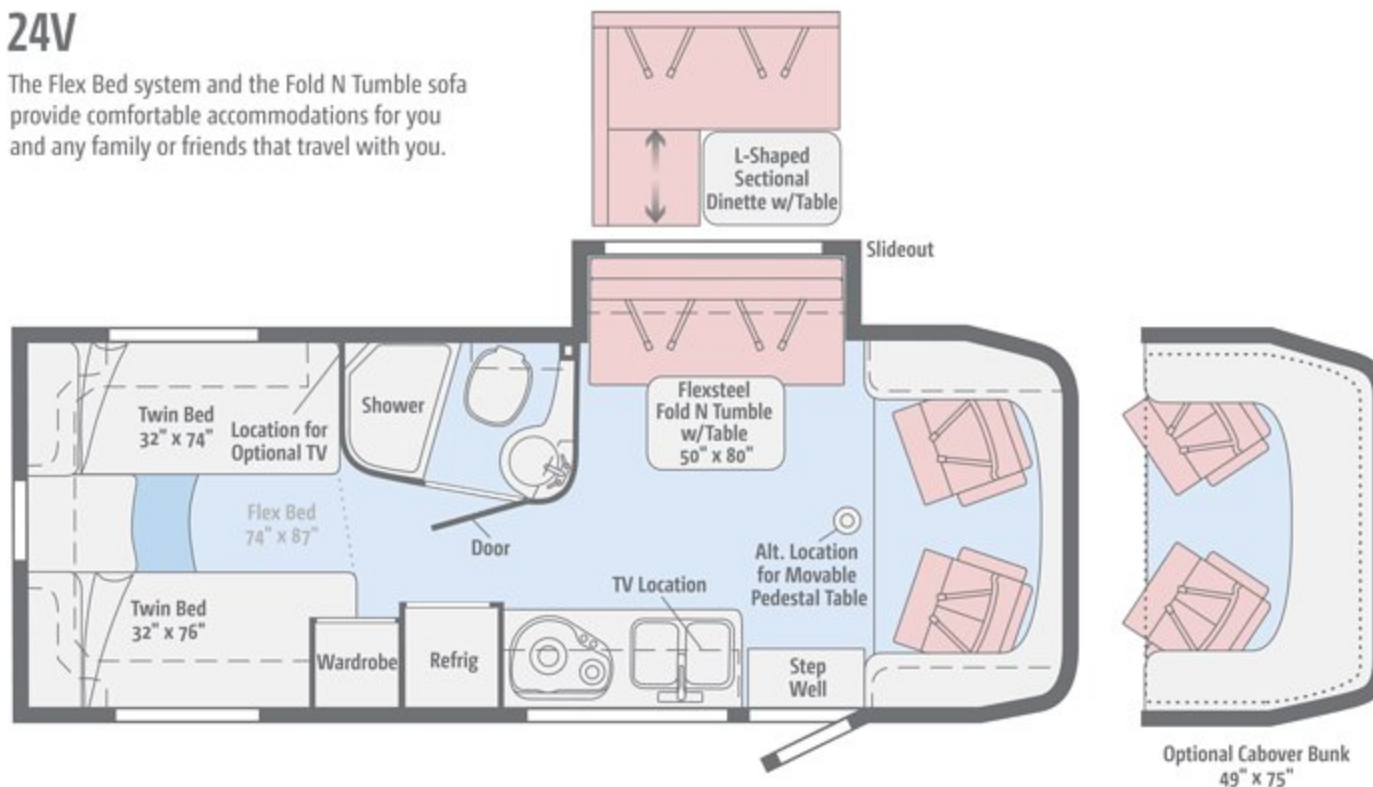




Click here to explore this floorplan's web page.

24V

The Flex Bed system and the Fold N Tumble sofa provide comfortable accommodations for you and any family or friends that travel with you.



Choose from four fabric collections and two wood finishes.

Arrow



Primera



Feature Fabric



Bed Cover



Vinyl Flooring



Aosta Cherry/Canvas*



High-Gloss
Marbella Cherry/Canvas*

**High-gloss finish in select areas*

Winnebago® reserves the right to change décor materials and specifications without notice or obligation.

Choose from four fabric collections and two wood finishes.

Tidewater



Primera



Feature Fabric



Bed Cover



Vinyl Flooring



Aosta Cherry/Canvas*



High-Gloss
Marbella Cherry/Canvas*

**High-gloss finish in select areas*

Winnebago® reserves the right to change décor materials and specifications without notice or obligation.

Choose from four fabric collections and two wood finishes.

Honeycomb



Primera



Feature Fabric



Bed Cover



Vinyl Flooring



Aosta Cherry/Canvas*



High-Gloss
Marbella Cherry/Canvas*

**High-gloss finish in select areas*

Winnebago* reserves the right to change décor materials and specifications without notice or obligation.

Choose from four fabric collections and two wood finishes.

Zinc



Primera



Feature Fabric



Bed Cover



Vinyl Flooring



Aosta Cherry/Canvas*



High-Gloss
Marbella Cherry/Canvas*

**High-gloss finish in select areas*

Winnebago® reserves the right to change décor materials and specifications without notice or obligation.

Choose from standard deluxe graphics or upgrade to available full-body paint.



Copper Canyon
DELUXE GRAPHICS



Carbon Red
DELUXE GRAPHICS

Choose from standard deluxe graphics or upgrade to available full-body paint.



Coffee
FULL-BODY PAINT



Tuscan Sun
FULL-BODY PAINT



Pumpkin Spice
FULL-BODY PAINT

Choose from standard deluxe graphics or upgrade to available full-body paint.



Bay Mist
FULL-BODY PAINT



Iris
FULL-BODY PAINT



Beachwood
FULL-BODY PAINT

Weights & Measures

	24G	24J	24V
Length	25'5"	25'5"	25'5"
Exterior Height ¹	11'2"	11'2"	11'2"
Exterior Width	7'6"	7'6"	7'6"
Exterior Storage ² (cu. ft.)	53	48	43
Awning Length	16'	16'	16'
Interior Height	6'8"	6'8"	6'8"
Interior Width	7'3"	7'3"	7'3"
Freshwater Tank Capacity ³ (gal.)	31	32	31
Water Heater Capacity (gal.)	Continuous	6	6
Holding Tank Capacity - Black/Gray ⁵ (gal.)	34/40	34/40	36/36
LP Capacity ⁴ (gal.)	13	13	13
Fuel Capacity (gal.)	26.4	26.4	26.4
GCWR ⁶ (lbs.)	15,250	15,250	15,250
GVWR (lbs.)	11,030	11,030	11,030
GAWR - Front (lbs.)	4,410	4,410	4,410
GAWR - Rear (lbs.)	7,720	7,720	7,720
Wheelbase	170"	170"	170"
Seating Capacity	3	5	4

Mercedes-Benz® Sprinter Chassis

3.0L 6-cylinder, 188-hp, turbo-diesel engine, 5-speed automatic tip-shift transmission, 220-amp. alternator

Adaptive ESP® technology

Hydraulic brakes w/ABS

Trailer hitch⁸ 5,000-lb. drawbar/500-lb. maximum vertical tongue weight w/7-pin connector

Stainless steel wheel liners (24J, 24V)

Alcoa forged aluminum wheels (24G)

OPTIONAL EQUIPMENT

Stylized chrome wheels (24J, 24V)

Alcoa forged aluminum wheels (24J, 24V)

Cab Conveniences

Radio/Rearview Monitor System 6" touch screen color monitor, handheld remote, iPod®/MP3 input, color rear camera

Cab seats armrest, adjustable lumbar support, headrest, recline, swivel and slide

Airbags driver and passenger

3-point seat belts

Power door locks w/remote

Power windows

Power mirrors w/defrost and turn signals

Cruise control

Chassis/house battery radio power switch

Power steering w/tilt wheel

Sunvisors

12-volt powerpoints

Pleated windshield blinds

Privacy curtain (cab windows)

Dash appliqué package

OPTIONAL EQUIPMENT

Large Screen Infotainment Center with Rand McNally RV GPS 6" touch screen color monitor w/split screen function, Rand McNally RV GPS safe & easy routing, amenities & tools, trips & content, turn-by-turn voice guidance, AM/FM radio w/CD/DVD player, handheld remote, SiriusXM™ (subscription not included), iPod/iPhone® audio integration, Bluetooth™, color rearview camera, USB connection

2 cab seat lounge cushions

Sliding, pleated windshield blinds

Mobileye® Collision Avoidance System

JBL premium audio tuned 180-watt DSP amplifier with 5 speakers including subwoofer

Interior

Stereo System AM/FM, alarm clock, CD/DVD player, input jack, Bluetooth™, 2 speakers and subwoofer

28" HDTV

LED lights

Satellite system ready

Monitor panel

Amplified digital HDTV antenna

Roof vent w/electric lift and ventilator fan (NA w/available powered skylight)

Mini blinds (galley)

Skylight w/shade

MCD solar/blackout roller shades

Tinted coach windows

Soft vinyl ceiling

Vinyl flooring throughout (24G front to bedroom)

Assist bar

Mirror (24V)

USB charger

Interior Upgrade Package frosted galley backsplash w/accent lighting, two sink covers

OPTIONAL EQUIPMENT

Powered skylight/roof vent w/sliding screen and pleated shade

Dual-pane Euro acrylic windows

Sofa Sleeper (24G)

Galley

Laminate countertops

Microwave/convection oven w/touch control

2-burner range top w/glass cover

Norcold® double-door refrigerator/freezer

Cold water filtration system

Water-pump switch w/light

Bath

Retractable, self-cleaning shower screen

Flexible showerhead

Skylight

Porcelain toilet w/foot pedal and sprayer (24J, 24V)

Porcelain toilet w/electric flush (24G)

Powered roof vent

Towel ring(s)

Towel bar(s)

Tissue holder

Robe hook(s) (24J)

Medicine cabinet (24G)

OPTIONAL EQUIPMENT

Powered ventilator fan

Bedroom

Corner bed w/headboard, foam mattress, mattress cover, and access to storage below (24J)

Queen bed w/memory foam mattress and mattress cover (24G)

Flex Bed System twin beds/queen bed w/foam mattresses and access to storage below (24V)

MCD blackout roller shades

OPTIONAL EQUIPMENT

24" HDTV

Froli deluxe sleep system (NA 24G)

Exterior

Automatic entrance door step(s)
LED porch light w/interior switch
Stepwell light w/interior switch
Front and rear mud flaps
Premium high-gloss skin
Powered patio awning w/LED lights (full-body paint option includes metal wrap)
Lighted storage compartments
Exterior speakers

OPTIONAL EQUIPMENT

Bike rack

Heating & Cooling

15,000 BTU air conditioner
20,000 BTU low-profile furnace

OPTIONAL EQUIPMENT

15,000 BTU air conditioner w/heat pump

Electrical System

Service Center light, cable TV input, 30-amp. power cord, portable satellite dish hookup, QuickPort® service connection hatch

Auxiliary start circuit
Exterior AC duplex
Exterior antenna jack
Battery disconnect system (coach)
Automatic dual-battery charge control
AC/DC load center, 45-amp. converter/charger
2 deep-cycle, Group 24 RV batteries
3,600-watt Cummins® Onan MicroQuiet™ LP generator
1,000-watt DC/AC inverter

OPTIONAL EQUIPMENT

3,200-watt Cummins Onan diesel generator
Solar panel/battery charger

Plumbing System

Service Center color-coded labels, pressurized city water hookup/tank diverter valve, drainage valves, exterior wash station w/lighted pump switch

10' sewer hose

TrueLevel™ holding tank monitoring system

6-gallon 110-volt/LP water heater w/Energy Management System (NA 24G)

Tankless water heater (24G)

Permanent-mount LP Tank w/remote fill w/power switches

Winterization Package water heater bypass valve and siphon tube

On-demand water pump

Lockable water tank fill

Sewage pump macerator (24G, 24V)

Holding tank flushing system

OPTIONAL EQUIPMENT

Heated drainage system

Tankless water heater (24J, 24V)

Safety

LP, smoke, and carbon monoxide detectors

10 BC fire extinguisher

Ground fault interrupter

Child seat tether anchor (24J)

High-mount brake lamps

Daytime running lamps

Warranty⁶

12-month/15,000-mile basic limited warranty⁷

36-month/36,000-mile limited warranty on structure⁷

10-year limited parts-and-labor warranty on roof skin⁷

FOOTNOTES

1. The height of each model is measured to the top of the tallest standard feature and is based on the curb weight of a typically equipped unit. The actual height of your vehicle may vary by several inches depending on chassis or equipment variations. Please contact your dealer for further information.
2. The load capacity of your motorhome is designated by weight, not by volume, so you cannot necessarily use all available space when loading your motorhome.
3. Capacities are based on measurements prior to tank installation. Slight capacity variations can result due to installation applications.
4. Capacities shown are tank manufacturer's listed water capacity (WC). Actual filled LP capacity is 80% of listing due to overfilling prevention device on tank.
5. Actual towing capacity is dependent on your particular loading and towing circumstances which includes the GVWR, GAWR, and GCWR, as well as adequate trailer brakes. Please refer to the Operator's Manual of your vehicle for further towing information.
6. See separate chassis warranty.
7. See your dealer for complete warranty information.

NA Not Available

Not all items available in combination. See dealer for details.

Winnebago's® continuing program of product improvement makes specifications, equipment, model availability, and prices subject to change without notice. Published content reflects the most current product information at time of printing. Please consult your dealer for individual vehicle features and specifications.





Let us host
your next *Adventure*



WGOAdventures.com

Connect with Winnebago (Click one of the following)



Like us



Follow us



Watch us



Show your Winnebago love
with high-quality gifts and wearables.



Apparel | Gifts | Parts | Gear

WinnebagoOutdoor.com

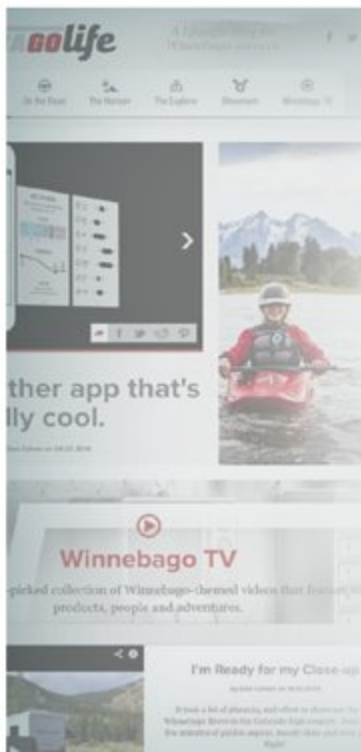
Find your style



WINNEBAGO
OUTDOOR

WinnebagoInd.com Has All The Answers

Visit WinnebagoInd.com on your computer, smartphone, or tablet for the latest product information and updates.



Welcome to GoLife!

Visit our lifestyle blog
for motorhome news,
personal travelogues,
and community stories.

WinnebagoLife.com

GOlife

PREFERRED CARE PROGRAM

We back our motorhomes with best-in-class support both before and after the sale:

- 12-month/15,000-mile basic limited warranty
- 36-month/36,000-mile limited warranty on structure
- 10-year limited parts-and-labor warranty on fiberglass roof
- Complimentary 24-hour roadside assistance program



- TripSaver® Fast Track Parts guarantees that in-stock warranty parts ship directly to your dealer within 24 hours
- National dealer service network



For more information:
WGOService.com



From RV to personal insurance, Winnebago RV Insurance can provide all the coverage and services you need to feel at home on the road.

For more information:
(800) 642-4892



CONTACT US

GENERAL INQUIRIES

Corporate Switchboard
(641) 585-3535

CURRENT PRODUCT OWNER AND SERVICE-RELATED INQUIRIES

(800) 537-1885
or winnebagoind.com

NEW VEHICLE SALES INQUIRIES

sales@winnebagoind.com

FAX

(641) 585-6966

POSTAL ADDRESS

Winnebago Industries, Inc.
P.O. Box 152
Forest City, IA 50436

STREET ADDRESS

Winnebago Industries, Inc.
605 West Crystal Lake Road
Forest City, IA 50436



Join the Club, Join the Fun

Here's the perfect way to begin your life on the road as the owner of a new Winnebago – by joining the exclusive WIT Club. Start your adventure with other fun-loving WIT Club members from across the country and get the most out of your new Winnebago motorhome.



Members enjoy:

- Caravans and rallies
- Newsletters
- Local and state group activities
- RV travel benefits

See more at
WITClub.com



Grand National Rally

Each year, thousands of Winnebago owners descend upon Forest City, Iowa. Rally-goers enjoy an unforgettable week reconnecting with friends, taking tours, participating in activities, and more. Join the adventure next July!