



Dumps



- 60" UTILITY DUMP (D5)
- 72" TANDEM AXLE DUMP (D3)
- 78" MEDIUM DUTY DUMP (D2)
- 83" LOW-PRO DUMP (DL)
- 83" TANDEM AXLE DUMP (D7)
- 83" LOW PRO XL DUMP (DJ)
- 83" XL DUMP (D9)
- 84" DECKOVER DUMP (DN)
- 96" DECKOVER DUMP (D8)
- 16' DECKOVER DUMP (DS)
- TANDEM DUAL DUMP (DD)



60" Utility Dump (D5)

D5



Lengths

8' & 10'



Standard Features

- 5,200 lb. G.V.W.R.
- 5,200 lb. x 1 G.A.W.R.
- 2" Ball Coupler
- Safety Chains
- 1 - Drop Leg Jack (7,000 lb.)
- 1 - Dexter E- Z lube Brake Axle (5,200 lb.)
- 6 Leaf Double-eye Spring Suspension
- 2 - 15" White Spoke Wheels
- 2 - ST225/75B15 (2540 lb.)
- Electric Breakaway Kit w/ Charger
- 1/8" Treadplate Steel Fenders
- Toolbox
- Barn Door Gate w/ Camlatch
- 4 - D-Rings
- 40° Dump Pitch
- 12VDC Hydraulic Pump
- 3" x 30" Hydraulic Cylinder
- 12' Control Cable
- 4" Channel Main Frame & Tongue
- 2" x 4" x 11ga. Tubing Bed Frame
- 3" Channel Crossmembers 16"oc
- 10ga. Steel Bed
- 5' Wide Bed
- 10ga. Steel Sides
- 18" High Sides
- DOT Approved Flushmount Lifetime LED Lights
- Sealed Wire Harness w/ 7-Way RV Plug
- Sand Blasted, Acid Washed, Powder Coated
- Interstate (TM) Deep Cycle Battery
- Integrated 12V Trickle Charger

POWDER COATED

At PJ Trailers, every trailer we build is powder coated with Sherwin-Williams™ Powder Coat. A powder coat finish is far superior to conventional paint. It is extremely durable and does not easily crack, chip, or peel as conventional paint does. Powdercoating also helps prevent rust & corrosion making it the longest lasting and most durable finish on the market.

Coupler Options

- 2" A-Frame (7,000 lb.) *
- BP 2 5/16" Adjustable (14,000 lb.)
- BP 2" Atwood Style A-Frame Coupler (5,000 lb.)
- 3" Pintle Eye - Channel-mount (21,000 lb.)

Axle Options

- (2) 3,500# Electric / Drop Axle
- (2) 3,500# Electric / Spring
- (2) 3,500# Surge/Hyd Drum w/ Surge Cplr/Spring
- (1) 5,200# Electric / Air Ride
- (1) 5,200# Electric / Spring *
- (1) 5,200# Elec/Hyd Drum (1,000 PSI)/Spring
- (1) 5,200# Surge/Hyd Drum w/ Surge Cplr/Spring
- (2) 5,200# Electric / Air Ride
- (2) 5,200# Electric / Spring
- (2) 5,200# Elec/Hyd Drum (1,000 PSI)/Spring
- (2) 5,200# Elec/Hyd Disk (1,600 PSI)/Air Ride
- (2) 5,200# Surge/ Hyd Drum w/ Surge Cplr/Spring

Tail Options

- Split Gate *
- Split / Spreader Gate

Other Options

- Rate at 9900 GVWR
- Cold Weather Wiring Harness (7-Way RV)
- Solar Battery Charger
- Upgrade to 235/80 R16 on 52k Axles
- Battery Charger 12V
- Tarp Mounting Brackets
- 12"oc Crossmembers
- 1 Extra Pair of D-Rings
- Mount Only for Spare Tire
- Tarp kit (Pull Bar)
- Ramps
- Spare Tire and Mount
- 18" Side Extensions (Expanded Metal)
- 18" Side Extensions

Notes:

- 8' 2.22 cu yds
- 10' 2.77 cu yds
- MAX GVWR 10,400 with Correct Options

Weights

| Length | Axles | Est. Base Weight† |
|--------|-----------|-------------------|
| 8' | 1 - 5,200 | 1800 lbs / 816 kg |
| 10' | 1 - 5,200 | 2020 lbs / 916 kg |
| 10' | 2 - 3,500 | 2200 lbs / 998 kg |

† Weights are estimated for base trailer only, PJ Trailers makes no guarantee regarding the accuracy of estimated weights

NOW EQUIPPED WITH





72" Tandem Axle Dump (D3)

D3



Lengths
10' & 12'

Standard Features

- 9,900 lb. G.V.W.R.
- 5,200 lb. x 2 G.A.W.R.
- 2 5/16" A Frame Coupler
- Safety Chains
- 1 - Drop Leg Jack (7,000 lb.)
- 2 - Dexter E- Z lube Brake Axle (5,200 lb.)
- 6 Leaf Slipper Spring Suspension
- 4 - 15" White Spoke Wheels
- 4 - 225/75R15 Radial Tires (lb.)
- Electric Breakaway Kit w/ Charger
- DOT Reflective Tape
- Treadplate Steel Fenders
- Toolbox
- Barn Door Gate
- 40° Dump Pitch
- 12VDC Hydraulic Pump
- 5" x 30" Hydraulic Cylinder
- 12' Control Cable
- 5" Channel Main Frame & Tongue
- 3" Channel Crossmembers
- 10ga. Steel Bed
- 72" Wide Bed
- 24" 10ga Steel Sides
- DOT Approved Flushmount Lifetime LED Lights
- Sealed Wire Harness w/ 7-Way RV Plug
- Sand Blasted, Acid Washed, Powder Coated
- Interstate (TM) Deep Cycle Battery
- Integrated 12V Trickle Charger
- 110V Battery Charger

POWDER  COATED

At PJ Trailers, every trailer we build is powder coated with Sherwin-Williams™ Powder Coat. A powder coat finish is far superior to conventional paint. It is extremely durable and does not easily crack, chip, or peel as conventional paint does. Powdercoating also helps prevent rust & corrosion making it the longest lasting and most durable finish on the market.

Coupler Options

- BP 2 5/16" A-Frame (12,500lb.)
- BP 2 5/16" Adjustable (14,000 lb.)
- BP 2 5/16" Atwood Style A-Frame Coupler
- 3" Pintle Eye - Channel-mount (21,000 lb.)

Axle Options

- (2) 5,200# (Dexter) Electric / Spring*
- (2) 3,500# (Dexter) Electric / Spring
- (2) 5,200# (Dexter) Surge/Hyd Drum/Spring²

Tail Options

- Split Gate (Barn Door) *
- Split / Spreader Gate

Color Options

- Black Powdercoat *
- Equipment Yellow Powdercoat
- Grey Powdercoat
- Red Powdercoat
- White Powdercoat
- Tractor Green (Ohio Only)
- Tractor Orange (Ohio Only)

Other Options

- Gas Powered Hydraulic Unit
- Cold Weather Wiring Harness (7-Way RV)
- Upgrade to 235/80 R16 on 52k Axles
- Solar Battery Charger
- Tarp Mounting Brackets
- 12"oc Crossmembers
- 1 Pair D-Rings
- Power Up/Down & Gravity Down Upgrade
- Mount Only for Spare Tire
- Tarp kit (Pull Bar)
- Ramps w 4 D-Rings
- Spare Tire and Mount (Bumper Pull)

* denotes a standard feature

NOW EQUIPPED WITH





78" Medium Duty Dump (D2)

D2



Lengths
10' & 12'

Standard Features

- 9,900 lb. G.V.W.R.
- 5,200 lb. x 2 G.A.W.R.
- 2 5/16" A Frame Coupler
- Safety Chains
- 1 - Drop Leg Jack (7,000 lb.)
- 2 - Dexter E- Z lube Brake Axle (5,200 lb.)
- 6 Leaf Slipper Spring Suspension
- 4 - 15" White Spoke Wheels
- 4 - 225/75R15 Radial Tires (lb.)
- Electric Breakaway Kit w/ Charger
- DOT Reflective Tape
- Treadplate Steel Fenders
- Toolbox
- Barn Door Gate
- 40° Dump Pitch
- 12VDC Hydraulic Pump
- 5" x 30" Hydraulic Cylinder
- 12' Control Cable
- 5" Channel Main Frame & Tongue
- 3" Channel Crossmembers
- 10ga. Steel Bed
- 78" Wide Bed
- 18" 12ga Steel Sides
- DOT Approved Flushmount Lifetime LED Lights
- Sealed Wire Harness w/ 7-Way RV Plug
- Sand Blasted, Acid Washed, Powder Coated
- Interstate (TM) Deep Cycle Battery
- Integrated 12V Trickle Charger

POWDER  COATED

At PJ Trailers, every trailer we build is powder coated with Sherwin-Williams™ Powder Coat. A powder coat finish is far superior to conventional paint. It is extremely durable and does not easily crack, chip, or peel as conventional paint does. Powdercoating also helps prevent rust & corrosion making it the longest lasting and most durable finish on the market.

Coupler Options

- BP 2 5/16" A-Frame *
- BP 2 5/16" Adjustable (14,000 lb.)
- BP 2 5/16" Atwood Style A-Frame Coupler
- 3" Pintle Eye - Channel-mount (21,000 lb.)

Axle Options

- (2) 3,500# Electric / Spring
- (2) 5,200# Electric / Spring *
- (2) 5,200# Surge/Hyd Drum w/ Surge Cplr/SpG
- (2) 7,000# Electric / Spring

Tail Options

- Split Gate *
- Split / Spreader Gate

Color Options

- Black Powdercoat *
- Equipment Yellow Powdercoat
- Grey Powdercoat
- Red Powdercoat
- White Powdercoat

Other Options

- Rate at 9900 GVWR
- Cold Weather Wiring Harness (7-Way RV)
- Upgrade to 235/80 R16 on 52k Axles
- 24" Dump Sides
- Solar Battery Charger
- Tarp Mounting Brackets
- 12"oc Crossmembers
- 1 Pair D-Rings
- Power Up/Down & Gravity Down Upgrade
- Mount Only for Spare Tire
- Tarp kit (Pull Bar)
- Ramps
- Spare Tire and Mount (Bumper Pull)

Notes:

- 3.5k Axles Available on 10'
- MAX GVWR 10,400 with Correct Options

* denotes a standard feature

Weights

| Length | Axles | Est. Base Weight _i |
|--------|-----------|-------------------------------|
| 10' | 2 - 5,200 | 2760 lbs / 1252 kg |
| 12' | 2 - 5,200 | 3000 lbs / 1361 kg |

† Weights are estimated for base trailer only, PJ Trailers makes no guarantee regarding the accuracy of estimated weights

NOW EQUIPPED WITH





83" Low-Pro Dump (DL)

DL



Lengths
12' & 14'

Standard Features

- 14,000 lb. G.V.W.R.
- 7,000 lb. x 2 G.A.W.R.
- 2 5/16" Ball Adjustable Bulldog Coupler
- Safety Chains
- 1 - Drop Leg Jack (7,000 lb.)
- 2 - Dexter E- Z lube Brake Drop Axle (7,000 lb.)
- 6 Leaf Slipper Spring Suspension
- 4 - 16" White Spoke Wheels
- 4 - 235/80R16 Radial Tires (3,520 lb.)
- Electric Breakaway Kit w/ Charger
- DOT Reflective Tape
- 1/8" Treadplate Steel Fenders
- Toolbox
- 2 - Way Gate (Barn Doors & Spread Gate)
- 6' 6" Slide In Channel Ramps
- 4 - D-Rings (Welded inside the Box)
- 40° Dump Pitch
- 12VDC Hydraulic Pump
- 5" x 17" Hydraulic Cylinder w/Scissor Lift
- 12' Control Cable
- Mounting Brackets for Roll-up Tarp
- 8" I-Beam Frame & Tongue
- 3" Channel Crossmembers 16" on Center
- 10ga. Steel Bed
- 83" Wide Bed
- 10ga. Steel Sides
- 24" High Sides
- DOT Approved Flushmount Lifetime LED Lights
- Sealed Wire Harness w/ 7-Way RV Plug
- Stake Pockets
- Sand Blasted, Acid Washed, Powder Coated
- Interstate (TM) Deep Cycle Battery
- Ultra Low 24" Deck Height

POWDER COATED

At PJ Trailers, every trailer we build is powder coated with Sherwin-Williams™ Powder Coat. A powder coat finish is far superior to conventional paint. It is extremely durable and does not easily crack, chip, or peel as conventional paint does. Powdercoating also helps prevent rust & corrosion making it the longest lasting and most durable finish on the market.

Weights

| Length | Axles | Est. Base Weight† |
|--------|-----------|--------------------|
| 14' | 2 - 7,000 | 4340 lbs / 1969 kg |
| 14' GN | 2 - 7,000 | 4940 lbs / 2241 kg |

† Weights are estimated for base trailer only, PJ Trailers makes no guarantee regarding the accuracy of estimated weights

TRAILER FLEX

AIR RIDE SUSPENSION AVAILABLE

NOW EQUIPPED WITH

DEXTER AXLES



Also Available with
a Gooseneck Coupler

Coupler Options

- BP 2 5/16" Adjustable (14,000 lb.) *
- GN Load-Leveling 2 5/16" Square (30,000 lb.)
- 3" Pintle Eye - Channel-mount (20,000 lb.)
- GN 2 5/16" Round (25,000 lb.)
- GN 2 5/16" Square (25,000 lb.)
- HD 2 5/16" Adj. Channel Mount 3 Bolt Coupler

Axle Options

- (2) 7,000# Electric / Drop Axle *
- (2) 7,000# Elec/Hyd Drum (1000psi)/Drop Axle
- (2) 7,000# Ld. Rng. G 14ply Electric / Drop Axle
- (2) 7,000# Ld. Rng. G 14ply Hyd Drum (1,000 PSI) / Drop Axle

Tail Options

- Split / Spreader Gate *

Color Options

- Black Powdercoat *
- Equipment Yellow Powdercoat
- Grey Powdercoat
- Red Powdercoat
- White Powdercoat

Other Options

- Cold Weather Wiring Harness (7-Way RV)
- 2nd Jack & Toolbox (GN Only)
- 10k Jack (Bumper Pull)
- Solar Battery Charger
- 6" Taller GN Riser
- 9,990 G.V.W.R.
- Battery Charger 12V
- Tarp Mounting Bracket
- 12" oc Crossmembers
- 1 Extra Pair of D-Rings
- Power Up/Down & Gravity Down Upgrade
- HD 24" Side Extensions 10ga
- Mount Only for Spare Tire
- Tarp kit 18ft x 84 inches (Pull Bar)
- Spare Tire and Mount (Bumper Pull)
- Deck on the Neck (GN Only)
- 24" Side Extensions (Expanded Metal)
- 2-speed Jack (12,000 lb.)
- 24" Side Extensions (Solid)
- Grain Chute

Notes:

- 12' 6.14 cu yds
- 14' 7.17 cu yds

* denotes a standard feature





83" Tandem Axle Dump (D7)

D7



Lengths
10', 12', & 14'

Standard Features

- 9,990 lb. G.V.W.R.
- 5,200 lb. x 2 G.A.W.R.
- 2 5/16" Ball Adjustable Coupler
- Safety Chains
- 1 - Drop Leg Jack (7,000 lb.)
- 2 - Dexter E- Z lube Brake Axle (5,200 lb.)
- 6 Leaf Slipper Spring Suspension
- 4 - 16" White Spoke Wheels
- 4 - 235/80R16 Radial Tires (3,520 lb.)
- Electric Breakaway Kit w/ Charger
- DOT Reflective Tape
- 1/8" Treadplate Steel Fenders
- Toolbox
- 2 - Way Gate (Barn Doors & Spread Gate)
- 6' 6" Slide In Channel Ramps
- 4 - D-Rings (Welded inside the Box)
- 40° Dump Pitch
- 12VDC Hydraulic Pump
- 5" x 30" Hydraulic Cylinder
- 14' Requires ScissorLift Option
- 12' Control Cable
- Mounting Brackets for Roll-up Tarp
- 6" Channel Main Frame & Tongue
- 2" x 6" x 11ga. Tubing Bed Frame
- 3" Channel Crossmembers 16" on Center
- 10ga. Steel Bed
- 83" Wide Bed
- 10ga. Steel Sides
- 24" High Sides
- DOT Approved Flushmount Lifetime LED Lights
- Sealed Wire Harness w/ 7-Way RV Plug
- Stake Pockets
- Sand Blasted, Acid Washed, Powder Coated
- Interstate (TM) Deep Cycle Battery
- Integrated 12V Trickle Charger



At PJ Trailers, every trailer we build is powder coated with Sherwin-Williams™ Powder Coat. A powder coat finish is far superior to conventional paint. It is extremely durable and does not easily crack, chip, or peel as conventional paint does. Powdercoating also helps prevent rust & corrosion making it the longest lasting and most durable finish on the market.

Coupler Options

- BP 2 5/16" Adjustable (14,000 lb.) *
- Rigid mount 2-5/16 (25,000 lb.)
- GN Load-Leveling 2 5/16" Square (30,000 lb.)
- 3" Pintle Eye - Channel-mount (20,000 lb.)
- GN 2 5/16" Round (25,000 lb.)
- GN 2 5/16" Square (25,000 lb.)
- HD 2 5/16" Adj. Channel Mount 3 Bolt Coupler

Axle Options

- (2) 5,200# Electric / Spring *
- (2) 5,200# Hydraulic Drum / Spring
- (2) 5,200# Elec/Hyd Disk / Spring
- (2) 7,000# Electric / Spring
- (2) 7,000# Hydraulic Drum / Spring
- (2) 7,000# Elec/Hyd Disk / Spring
- (2) 7,000# Surge Disk / Spring
- (2) 7,000# Load Rg. G 14ply Tires Elec/Spring

Tail Options

- Split / Spreader Gate *

Color Options

- Black Powdercoat *
- Equipment Yellow Powdercoat
- Grey Powdercoat
- Red Powdercoat
- White Powdercoat

Other Options

- Cold Weather Wiring Harness (7-Way RV)
- 2nd Jack & Toolbox (GN Only)
- 10k Jack (Bumper Pull)
- Solar Battery Charger
- 6" Taller GN Riser
- 9,990 G.V.W.R.
- Battery Charger 12V
- Tarp Mounting Bracket
- 12" oc Crossmembers
- 1 Extra Pair of D-Rings
- HD 24" Side Extensions 10ga
- Mount Only for Spare Tire
- Tarp kit 18ft x 84 inches (Pull Bar)
- Scissor Lift
- Spare Tire and Mount (Bumper Pull)
- Deck on the Neck (GN Only)
- 2-speed Jack (12,000 lb.)
- 24" Side Extensions (Solid)
- Grain Chute

Notes:

- 10' 5.12 cu yds
- 12' 6.14 cu yds
- 14' 7.17 cu yds

* denotes a standard feature

Weights

| Length | Axles | Est. Base Weight† |
|----------------|-----------|--------------------|
| 10' | 2 - 5,200 | 3620 lbs / 1642 kg |
| 12' | 2 - 5,200 | 3820 lbs / 1733 kg |
| 14' | 2 - 7,000 | 4020 lbs / 1823 kg |
| 14' Scissor | 2- 7,000 | 4380 lbs / 1987 kg |
| 14' Scissor/GN | 2- 7,000 | 4960 lbs / 2250 kg |

† Weights are estimated for base trailer only, PJ Trailers makes no guarantee regarding the accuracy of estimated weights

NOW EQUIPPED WITH



Also Available with
a Gooseneck Coupler



AIR RIDE SUSPENSION AVAILABLE



83" Low Pro XL Dump (DJ)

DJ



NOW EQUIPPED WITH



Lengths
16'

Standard Features

- 14,000 lb. G.V.W.R.
- 7,000 lb. x 2 G.A.V.R.
- 2 5/16" Ball Adjustable Bulldog Coupler
- Safety Chains
- 1 - Drop Leg Jack (7,000 lb.)
- 2 - Dexter E- Z lube Brake Drop Axle (7,000 lb.)
- 6 Leaf Slipper Spring Suspension
- 4 - 16" White Spoke Wheels
- 4 - 235/80R16 Radial Tires (3,520 lb.)
- Electric Breakaway Kit w/ Charger
- DOT Reflective Tape
- 1/8" Treadplate Steel Fenders
- Toolbox
- 2 - Way Gate (Barn Doors & Spread Gate)
- 6' 6" Slide In Channel Ramps
- 4 - D-Rings (Welded inside the Box)
- 40° Dump Pitch
- 12VDC Hydraulic Pump
- 6" x 16" Hydraulic Cylinder w/Scissor Lift
- 12' Control Cable
- Mounting Brackets for Roll-up Tarp
- 8" I-Beam Frame & Tongue
- 3" Channel Crossmembers 16" on Center
- 10ga. Steel Bed
- 83" Wide Bed
- 10ga. Steel Sides
- 24" High Sides
- DOT Approved Flushmount Lifetime LED Lights
- Sealed Wire Harness w/ 7-Way RV Plug
- Stake Pockets
- Sand Blasted, Acid Washed, Powder Coated
- Interstate (TM) Deep Cycle Battery
- Ultra Low 24" Deck Height
- Integrated 12V Trickle Charger

POWDER COATED

At PJ Trailers, every trailer we build is powder coated with Sherwin-Williams™ Powder Coat. A powder coat finish is far superior to conventional paint. It is extremely durable and does not easily crack, chip, or peel as conventional paint does. Powdercoating also helps prevent rust & corrosion making it the longest lasting and most durable finish on the market.

Coupler Options

- BP 2 5/16" Adjustable (14,000 lb.) *
- GN Load-Leveling 2 5/16" Square (30,000 lb.)
- 3" Pintle Eye - Channel-mount (20,000 lb.)
- GN 2 5/16" Round (25,000 lb.)
- GN 2 5/16" Square (25,000 lb.)
- HD 2 5/16" Adjustable Channel Mount 3 Bolt Coupler

Axle Options

- (2) 7,000# Electric / Drop Axle *
- (2) 7,000# Elec/Hyd Drum (1,000 PSI)/Drop Axle
- (2) 7,000# Load Range G 14ply Tires Elec/Drop Axle
- (2) 7,000# Load Range G 14ply Tires Elec/Hyd Drum (1,000 PSI Pump) / Drop Axle

Tail Options

- Split / Spreader Gate *

Color Options

- Black Powdercoat *
- Equipment Yellow Powdercoat
- Grey Powdercoat
- Red Powdercoat
- White Powdercoat

Other Options

- Rate at 9900 GVWR
- Cold Weather Wiring Harness (7-Way RV)
- 2nd Jack & Toolbox (GN Only)
- 10k Jack (Bumper Pull)
- Solar Battery Charger
- 6" Taller GN Riser
- 9,990 G.V.W.R.
- Battery Charger 12V
- Tarp Mounting Bracket
- 12"oc Crossmembers
- 1 Extra Pair of D-Rings
- Power Up/Down & Gravity Down Upgrade
- HD 24" Side Extensions 10ga
- Mount Only for Spare Tire
- Tarp kit 22ft x 84 inches (Pull Bar)
- Spare Tire and Mount (Bumper Pull)
- Deck on the Neck (GN Only)
- 24" Side Extensions (Expanded Metal)
- 2-speed Jack (12,000 lb.)
- 24" Side Extensions (Solid)
- Grain Chute

* denotes a standard feature

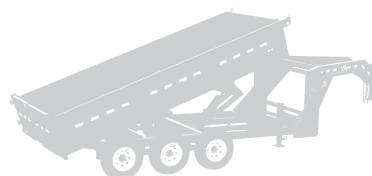
Notes:

16' 8.19 cu yds

Weights

| Length | Axles | Est. Base Weight† |
|--------|----------|--------------------|
| 16' | 2 - 7000 | 4620 lbs / 2096 kg |
| 16' GN | 2 - 7000 | 5220 lbs / 2368 kg |

†Weights are estimated for base trailer only, PJ Trailers makes no guarantee regarding the accuracy of estimated weights



**21k Triple Axle
Available!**





83" XL Dump (D9)

D9



NOW EQUIPPED WITH
DEXTER AXLES



Lengths
16'

Standard Features

- 14,000 lb. G.V.W.R.
- 7,000 lb. x 2 G.A.W.R.
- 2 5/16" Ball Adjustable Coupler
- Safety Chains
- 1 - Drop Leg Jack (7,000 lb.)
- 2 - Dexter E- Z lube Brake Axle (7,000 lb.)
- 6 Leaf Slipper Spring Suspension
- 4 - 16" White Spoke Wheels
- 4 - 235/80R16 Radial Tires (3,520 lb.)
- Electric Breakaway Kit w/ Charger
- DOT Reflective Tape
- 1/8" Treadplate Steel Fenders
- Toolbox (Houses Battery and Pump Assembly)
- 2 - Way Gate (Barn Doors & Spread Gate)
- 6' 6" Slide In Channel Ramps
- 4 - D-Rings (Welded inside the Box)
- 40° Dump Pitch
- 12VDC Hydraulic Pump
- 6" x 16" Hydraulic Cylinder w/Scissor Lift
- 12' Control Cable
- Mounting Brackets for Roll-up Tarp
- 6" Channel Main Frame & Tongue
- 2" x 6" x 11ga. Tubing Bed Frame
- 3" Channel Crossmembers 16" on Center
- 10ga. Steel Bed
- 83" Wide Bed
- 10ga. Steel Sides
- 24" High Sides
- DOT Approved Flushmount Lifetime LED Lights
- Sealed Wire Harness w/ 7-Way RV Plug
- Stake Pockets
- Sand Blasted, Acid Washed, Powder Coated
- Interstate (TM) Deep Cycle Battery
- Integrated 12V Trickle Charger

POWDER COATED

At PJ Trailers, every trailer we build is powder coated with Sherwin-Williams™ Powder Coat. A powder coat finish is far superior to conventional paint. It is extremely durable and does not easily crack, chip, or peel as conventional paint does. Powdercoating also helps prevent rust & corrosion making it the longest lasting and most durable finish on the market.

Coupler Options

- BP 2 5/16" Adjustable (14,000 lb.) *
- GN Load-Leveling 2 5/16" Square (30,000 lb.)
- 3" Pintle Eye - Channel-mount (20,000 lb.)
- GN 2 5/16" Round (25,000 lb.)
- GN 2 5/16" Square (25,000 lb.)
- HD 2 5/16" Adjustable Channel Mount 3 Bolt Cplr.

Axle Options

- (2) 7,000# Electric / Spring *
- (2) 7,000# Hydraulic Drum / Spring
- (2) 7,000# Elec/Hyd Disk / Spring
- (2) 7,000# Surge Disk / Spring
- (2) 7,000# Load Range G 14ply Tires Electric/Spring

Tail Options

- Split / Spreader Gate *

Color Options

- Black Powdercoat *
- Equipment Yellow Powdercoat
- Grey Powdercoat
- Red Powdercoat
- White Powdercoat

Other Options

- Cold Weather Wiring Harness (7-Way RV)
- 2nd Jack & Toolbox (GN Only)
- 10k Jack (Bumper Pull)
- Solar Battery Charger
- 6" Taller GN Riser
- 9,990 G.V.W.R.
- Battery Charger 12V
- Tarp Mounting Bracket
- 12"oc Crossmembers
- 1 Extra Pair of D-Rings
- Power Up/Down & Gravity Down Upgrade
- HD 24" Side Extensions 10ga
- Mount Only for Spare Tire
- Tarp kit 22ft x 84 inches (Pull Bar)
- Spare Tire and Mount (Bumper Pull)
- Deck on the Neck (GN Only)
- 24" Side Extensions (Expanded Metal)
- 2-speed Jack (12,000 lb.)
- 24" Side Extensions (Solid)
- Grain Chute

* denotes a standard feature

Notes:

16' 8.19 cu yds

Weights

| Length | Axles | Est. Base Weight; |
|--------|----------|--------------------|
| 16' | 2 - 7000 | 4700 lbs / 2132 kg |
| 16' GN | 2 - 7000 | 5300 lbs / 2404 kg |

†Weights are estimated for base trailer only, PJ Trailers makes no guarantee regarding the accuracy of estimated weights



21k Triple Axle Available!



Also Available with
a Gooseneck Coupler



84" Deckover Dump (DN)

DN



Lengths
10', 12', & 14'

Standard Features

- 9,990 lb. G.A.W.R.
- 5,200 lb. x 2 G.A.W.R.
- 2 5/16" Ball Adjustable Coupler
- Safety Chains
- 1 - Drop Leg Jack (7,000 lb.)
- 2 - Dexter E-Z lube Brake Axle (5,200 lb.)
- 6 Leaf Slipper Spring Suspension
- 4 - 16" White Spoke Wheels
- 4 - 235/80R16 Radial Tires (3,520 lb.)
- Electric Breakaway Kit w/ Charger
- DOT Reflective Tape
- Toolbox
- 2 - Way Gate (Barn Doors & Spread Gate)
- 80" Slide In Channel Ramps
- 4 - D-Rings (Welded inside the Box)
- 40° Dump Pitch
- 12VDC Hydraulic Pump
- Scissor Lift
- 12' Control Cable
- 6" Channel Tongue
- 6" Channel Main Frame & Tongue
- 2" x 5" x 1 lga. Tubing Bed Frame
- 3" Channel Crossmembers 16" on Center
- 10ga. Steel Bed
- 84" Wide Bed
- 12ga. Steel Sides
- 18" High Sides
- DOT Approved Flushmount Lifetime LED Lights
- Sealed Wire Harness w/ 7-Way RV Plug
- Sand Blasted, Acid Washed, Powder Coated
- Interstate (TM) Deep Cycle Battery
- Integrated 12V Trickle Charger

POWDER COATED

At PJ Trailers, every trailer we build is powder coated with Sherwin-Williams™ Powder Coat. A powder coat finish is far superior to conventional paint. It is extremely durable and does not easily crack, chip, or peel as conventional paint does. Powdercoating also helps prevent rust & corrosion making it the longest lasting and most durable finish on the market.

Coupler Options

- BP 2 5/16" Adjustable (14,000 lb.) *
- Rigid mount 2-5/16 (25,000 lb.)
- GN Load-Leveling 2 5/16" Square (30,000 lb.)
- 3" Pintle Eye - Channel-mount (20,000 lb.)
- GN 2 5/16" Round (25,000 lb.)
- GN 2 5/16" Square (25,000 lb.)

Axle Options

- (2) 5,200# Electric / Spring *
- (2) 5,200# Hyd Drum (1000 PSI Pump)/Spring
- (2) 5,200# Elec/Hyd Disk (1,600 PSI Pump)/Spring
- (2) 5,200# Surge/ Hyd Drum w/ Surge Cplr/Spring
- (2) 7,000# Electric / Spring
- (2) 7,000# Hyd. Drum (1000 PSI Pump)/Spring
- (2) 7,000# Elec/Hyd Disk (1,600 PSI Pump)/Spring
- (2) 7,000# Surge Disk / Spring
- (2) 7,000# Surge/ Hyd Drum w/ Surge Cplr/Spring

Color Options

- Black Powdercoat *
- Equipment Yellow Powdercoat
- Grey Powdercoat
- Red Powdercoat
- White Powdercoat

Tail Options

- Split / Spreader Gate *

Other Options

- Cold Weather Wiring Harness (7-Way RV)
- 10k Jack (Bumper Pull)
- Solar Battery Charger
- 6" Taller GN Riser
- 9,990 G.V.W.R.
- Battery Charger 12V
- 12"oc Crossmembers
- 1 Extra Pair of D-Rings
- Deck on the Neck (GN Only)
- 2-speed Jacks (12,000 lb.)

Notes:

- Scissor Included

Weights

| Length | Axles | Est. Base Weight† |
|--------|----------|--------------------|
| 10' | 2 - 5200 | 3360 lbs / 1524 kg |
| 12' | 2 - 5200 | 3580 lbs / 1624 kg |
| 14' | 2 - 7000 | 3900 lbs / 1905 kg |

† Weights are estimated for base trailer only, PJ Trailers makes no guarantee regarding the accuracy of estimated weights

NOW EQUIPPED WITH

DEXTER AXLES

TRAILER FLEX

AIR RIDE SUSPENSION AVAILABLE



96" Deckover Dump (D8)

D8



Lengths
14'

Standard Features

- 14,000 lb. G.V.W.R.
- 7,000 lb. x 2 G.A.W.R.
- 2 5/16" Adjustable Ball Coupler
- Safety Chains
- 1 - Drop Leg Jack (7,000 lb.)
- 2 - Dexter E- Z lube Brake Axle (7,000 lb.)
- 6 Leaf Slipper Spring Suspension
- 4 - 16" White Spoke Wheels
- 4 - 235/80R16 Radial Tires (3,520 lb.)
- Electric Breakaway Kit w/ Charger
- DOT Reflective Tape
- 1/8" Treadplate Steel Fenders
- Toolbox
- 2 - Way Gate (Barn Doors & Spread Gate)
- 80" Slide In Channel Ramps
- 4 - D-Rings
- 40° Dump Pitch
- 12VDC Hydraulic Pump
- Scissor Lift
- 12' Control Cable
- 6" Channel Tongue
- 8" I-Beam Main Frame
- 1 lga. Fabricated Bed Frame
- 3" Channel Crossmembers 16" on Center
- 2" x 6" x 1 lga. Tubing Outer Bed Frame
- 10ga. Steel Bed
- 96" Wide Bed
- 12ga. Steel Sides
- 19" High Fold Down Sides
- DOT Approved Flushmount Lifetime LED Lights
- Sealed Wire Harness
- Sand Blasted, Acid Washed, Powder Coated
- Interstate (TM) Deep Cycle Battery
- Integrated 12V Trickle Charger



At PJ Trailers, every trailer we build is powder coated with Sherwin-Williams™ Powder Coat. A powder coat finish is far superior to conventional paint. It is extremely durable and does not easily crack, chip, or peel as conventional paint does. Powdercoating also helps prevent rust & corrosion making it the longest lasting and most durable finish on the market.

Coupler Options

- BP 2 5/16" Adjustable (14,000 lb.) *
- Rigid mount 2-5/16 (25,000 lb.)
- GN Load-Leveling 2 5/16" Square (30,000 lb.)
- 3" Pintle Eye - Channel-mount (21,000 lb.)
- GN 2 5/16" Round (25,000 lb.)
- GN 2 5/16" Square (25,000 lb.)

Axle Options

- (2) 7,000# Electric / Spring *
- (2) 7,000# Electric / Torsion
- (2) 7,000# Elec/Hyd Disk / Spring
- (2) 7,000# Load Range G 14ply Tires Electric/Spring
- (2) 8,000# Load Range G Tires Electric / Spring
- (2) 8,000# Load Range G Tires Elec/Hyd Disk/Spring

Tail Options

- Split / Spreader Gate *

Color Options

- Black Powdercoat *
- Equipment Yellow Powdercoat
- Grey Powdercoat
- Red Powdercoat
- White Powdercoat

Other Options

- Cold Weather Wiring Harness (7-Way RV)
- 2nd Jack (GN Only)
- 10k Jack (Bumper Pull)
- 6" Taller GN Riser
- 9,990 G.V.W.R.
- Battery Charger 12V
- 12" oc Crossmembers
- 1 Extra Pair of D-Rings
- Deck on the Neck (GN Only) No Spare Tire Storage
- 2-speed Jacks (12,000 lb.)

Notes:

- 14' 6.56 cu yds

Weights

| Length | Axles | Est. Base Weight† |
|--------|-----------|--------------------|
| 14' | 2 - 7,000 | 4100 lbs / 1860 kg |
| 14' GN | 2 - 7,000 | 4500 lbs / 2041 kg |

† Weights are estimated for base trailer only, PJ Trailers makes no guarantee regarding the accuracy of estimated weights

NOW EQUIPPED WITH



AIR RIDE SUSPENSION AVAILABLE



16' Deckover Dump (DS)

DS



Lengths
16'

Standard Features

- 15,680 lb. G.V.W.R.
- 7,000 lb. x 2 G.A.W.R.
- 2 5/16" Gooseneck Ball Coupler (25,000 lb.)
- Safety Chains
- 2 - Drop Leg Jacks (10,000 lb.)
- 2 - Dexter E- Z lube Brake Axle (7,000 lb.)
- 6 Leaf Slipper Spring Suspension
- 4 - 16" White Spoke Wheels
- 4 - 235/80R16 Radial Tires (3,520 lb.)
- Rubrail & Stake Pockets
- Electric Breakaway Kit w/ Charger
- DOT Reflective Tape
- Toolbox
- Barn Door Gate
- 6' 6" Ramps w/ Holders
- 40° Dump Pitch
- 12VDC Hydraulic Pump
- 6" x 17" Hydraulic Cylinder w/Scissor Lift
- 10" x 12 lb. I-Beam Main Frame, Riser & Neck
- 3" Channel Crossmembers 16" on Center
- 10ga. Steel Bed
- 91" Wide Bed
- 12ga. Steel Sides
- 36" High Removable Sides
- DOT Approved Flushmount Lifetime LED Lights
- Sealed Wire Harness
- Sand Blasted, Acid Washed, Powder Coated
- Interstate (TM) Deep Cycle Battery
- Integrated 12V Trickle Charger

POWDER COATED

At PJ Trailers, every trailer we build is powder coated with Sherwin-Williams™ Powder Coat. A powder coat finish is far superior to conventional paint. It is extremely durable and does not easily crack, chip, or peel as conventional paint does. Powdercoating also helps prevent rust & corrosion making it the longest lasting and most durable finish on the market.

Coupler Options

- GN 2 5/16" Round (25,000 lb.) *
- BP 2 5/16 Rigid Mount Coupler (20,000 lb.)
- GN 2 5/16" Round (30,000 lb.)
- GN Load-Leveling 2 5/16" Square (30,000 lb.) & Tbx
- 3" Pintle Eye - Face-mount (36,000 lb.)
- GN 2 5/16" Square (30,000 lb.)
- GN 2 5/16" Square (25,000 lb.)

Axle Options

- (2) 7,000# Electric / Spring *
- (2) 7,000# Electric / Torsion
- (2) 7,000# Elec/Hyd Disk / Spring
- (2) 7,000# Dexter Electric / Spring
- (2) 7,000# Load Range G 14ply Tires Electric/Spring
- (2) 8,000# Load Range G Tires Electric / Spring
- (2) 8,000# Load Range G Tires Elec/Hyd Disk/Spring

Tail Options

- Barn Door Gate *
- 2 - Way Gate (Barn Doors & Spread Gate)

Color Options

- Black Powdercoat *
- Equipment Yellow Powdercoat
- Grey Powdercoat
- Red Powdercoat
- White Powdercoat

Other Options

- Cold Weather Wiring Harness (7-Way RV)
- 6" Taller GN Riser
- Battery Charger 12V
- 12"oc Crossmembers
- 1 Extra Pair of D-Rings
- Deck on the Neck (GN Only)
- 2-speed Jacks (12,000 lb.)
- Grain Chute

Notes:

16' 13.48 cu yds

* denotes a standard feature

Weights

| Length | Axles | Est. Base Weight _t |
|--------|-----------|-------------------------------|
| 16' GN | 2 - 7,000 | 6200 lbs / 2812 kg |

† Weights are estimated for base trailer only, PJ Trailers makes no guarantee regarding the accuracy of estimated weights

NOW EQUIPPED WITH

DEXTER AXLES

TRAILER FLEX

AIR RIDE SUSPENSION AVAILABLE



Tandem Dual Dump (DD)

DD



Lengths
16', 18', & 20'

Standard Features

- 22,400 lb. G.V.W.R.
- 10,000 lb. x 2 G.A.W.R.
- 2 5/16" Gooseneck Ball Coupler (25,000 lb.)
- Safety Chains
- 2 - Drop Leg Jacks (10,000 lb.)
- 2 - Dexter Oil Bath Brake Axles (10,000 lb.)
- 6 Leaf Slipper Spring Suspension
- 8 - 16" Grey Dual Wheels w/ 8 on 6.5" Bolt Pattern
- 8 - 16" 235/80R16 Radial Tires (3,090 lb.)
- Rubrail & Stake Pockets
- Electric Breakaway Kit w/ Charger
- DOT Reflective Tape
- Ladder on Right Side
- Toolbox
- 2 - Way Gate (Barn Doors & Spread Gate)
- 70" Ramps w/ Holders
- 4 Flushmount D-Rings
- 12VDC Hydraulic Pump
- 10 Ton Scissor Lift
- 12" x 19 lb. I-Beam Main Frame, Riser & Neck
- 2 x 6 x 1/8" Square Tubing Outer Deck Frame
- 3" Channel Crossmembers 16" on Center
- 10ga. Steel Bed
- 96" Wide Bed
- 12ga. Steel Sides
- 36" High Removable Sides
- DOT Approved Flushmount Lifetime LED Lights
- Sealed Wire Harness
- Sand Blasted, Acid Washed, Powder Coated
- Interstate (TM) Deep Cycle Battery
- Integrated 12V Trickle Charger



At PJ Trailers, every trailer we build is powder coated with Sherwin-Williams™ Powder Coat. A powder coat finish is far superior to conventional paint. It is extremely durable and does not easily crack, chip, or peel as conventional paint does. Powdercoating also helps prevent rust & corrosion making it the longest lasting and most durable finish on the market.

Coupler Options

- GN 2 5/16" Round (25,000 lb.) *
- GN 2 5/16" Round (30,000 lb.)
- GN Load-Leveling 2 5/16" Sq (30,000 lb.) & Tbx
- 3" Pintle Eye - Face-mount (36,000 lb.)
- GN 2 5/16" Square (30,000 lb.)
- GN 2 5/16" Square (25,000 lb.)

Axle Options

- (2) 10,000# Electric / Spring *
- (2) 10,000# Electric / Torsion
- (2) 10,000# Elec/Hyd Disk / Spring
- (2) 12,000# Electric / Spring
- (2) 12,000# Elec/Hyd Disk / Spring
- (2) 12,000# Load Range G 14 ply Tires Elec/Spring

Tail Options

- Split / Spreader Gate *
- Barn Doors

Color Options

- Black Powdercoat *
- Equipment Yellow Powdercoat
- Grey Powdercoat
- Red Powdercoat
- White Powdercoat

Other Options

- Cold Weather Wiring Harness (7-Way RV)
- 6" Taller GN Riser
- Under Frame Tie Down Flat
- Battery Charger 12V
- 4ft Removable Sides
- 12" oc Crossmembers
- 1 Extra Pair of D-Rings
- Weld-On Strap Ratchets (2)
- Hydraulic Jacks (12,000 lb.) Incl. Front Toolbox ²
- 6ft Removable Sides
- 4" Ratchets every 4ft w/ Slide Track
- 6" Axle Spread (Longer Equalizer)
- Deck on the Neck 8x8 ft
- Side-mount Toolbox
- Winch 12VDC (12,000 lb.) Incl. Front Toolbox
- 2-speed Jacks (12,000 lb.)
- HD Semi Trailer 2x Jacks (25,000 lb.) No Frt T/box
- Grain Chute

Notes:

- 16' 14.22 cu yds
- 18' 16.00 cu yds
- 20' 17.78 cu yds

* denotes a standard feature

Weights

| Length | Axles | Est. Base Weight† |
|--------|------------|--------------------|
| 16' | 2 - 10,000 | 7800 lbs / 3538 kg |
| 18' | 2 - 10,000 | 8320 lbs / 3774 kg |
| 20' | 2 - 10,000 | 8840 lbs / 4010 kg |

† Weights are estimated for base trailer only, PJ Trailers makes no guarantee regarding the accuracy of estimated weights

NOW EQUIPPED WITH



AIR RIDE SUSPENSION AVAILABLE

Dumps Options Guide

View photos and videos of more options at:
www.pjtrailers.com/options

Color Options




Black Powder Coat



Eq. Yellow Powder Coat



Grey Powder Coat



White Powder Coat



Red Powder Coat

Other Options




18" Side Extensions (D5)



24" Side Extensions (D7)



4 ft Removable Sides (DD)



Scissor Lift



Deck on the Neck



2nd Jack (D7, D8)



2-Speed Jacks



Hydraulic Jack (12,000 lb.)



Spare Tire Mount



TRAILER FLEX TrailerFlex Air Ride Suspension



Tandem Dual Dump Tarp



HD 24" 10 Gauge Side Extensions (D7)



Cold Weather Wiring Harness



PJ TRAILERS

- #1 Professional Grade Open Trailer Manufacturer
- Broad Line of Dumps, Flatdecks, Utilities, Tilts & Equipment Trailers
- Over 300 Independent PJ Trailers Dealer Locations in the US & Canada

Visit Us Online at www.pjtrailers.com