

# 2004 Truck Camper Buyer's Guide

FEATURES, OPTIONS AND FLOORPLANS

*the SUV of RVs!*

**Lance**

**America's Favorite  
Truck Camper™**








## The adventure starts in a *Lance*



***"25 miles from nowhere...  
a short hike home."***

When you love to travel, but really want to relax, Lance is the answer. Especially with our most luxurious line... the Lance Slideouts. The slideout room provides an amazing amount of floor space and a four-person booth-style dinette for eating, playing games or simply lounging.





Our 2004 Lance line reflects our dedication to designing, building and backing the best campers ever made. For nearly 40 years, we have remained committed to innovative styling, solid construction and skilled craftsmanship to set the highest standards. Our model selection is tremendous, including a new slideout and a side door model built specifically to meet customer requests. Add the introduction of an optional wrap-around sofa-bed feature to some models, and it's a whole new living experience.

A Lance camper and a full-size truck is the ideal combination RV for towing serious toys like boats, bikes, or even a horse trailer. Plus, you can go where no ordinary RV can. That's why we call Lance "The SUV of RVs." Combined with our unique floorplans and luxurious amenities, it's your home away from home.

Make 2004 the year for your American adventure, in America's favorite truck campe...Lance.

*Jack Hale*  
President, Lance Camper Manufacturing








## *Lance Slideout.* The Ultimate SUV





*This popular, full-featured  
**Lance Slideout 1121**  
boasts a spectacular dry  
bath, large wardrobe and  
full-featured galley.  
Shown with optional air  
conditioning, TV antenna,  
stereo and Décor Package.*



*Valuable inside and outside storage space is another added amenity with the luxurious new **Lance Slideout** models.*



*Push-button electric slideout sets up in less than ten seconds.*






***"We've just got to pick up a few things...before we visit the folks."***

Inside you'll find all the features of a luxury motor home. Outside dimensions are not much bigger than that of an SUV. Getting around town is a breeze, and a stop to shop birthday gifts for "Mom" is as easy as sliding right into that parking slot.



*The Lance Slideout 1161 with side door entry. It's our most spacious camper, with a dry bath, massive galley, and a comfortable driver side slideout dinette. It's a perfect travel companion. Shown with optional oven and Décor Package.*



*This Lance exclusive leather-like sofa has the comfort and feel of home-style furniture. The center section pulls down for lounging or sleeping, and the removable table provides leisurely dining. This luxurious sofa bed is available on **models 1071, 1121 and 1161.***



*This **Lance Slideout 1161** and **Lance 1030** dry bath gives you the convenience of dressing in a dry area after showering. A large skylight adds more headroom and natural daylight.*





***"When Sterling Marlin  
isn't on the Racetrack..."***

Two-time Daytona 500 Champion, Sterling Marlin and his wife, Paula, choose to spend their leisure time in a Lance truck camper. It's the ideal home on the open road. After all, Lance is America's champion of truck campers.



The **Lance Slideout 921**, with its open floor plan, features complete galley (shown with optional oven), a roomy bath, and slideout front dinette. A generator and stereo are also popular options.



The optional Generac Guardian propane-powered generator provides 3400 watts of power, enough to run all the camper appliances and modern electronics.



A new standard feature in **Lance Slideout** and **Lance** models is the outside propane connector.

The Vitco portable RVQ Barbeque is an example of a low-pressure appliance for outside cooking (not included).

A great option...our exclusive Lance Family Room can be added to a side awning, providing a screened-in area. Roll-down panels add privacy. It's available for most models.







## *Lance.* The Versatile SUV




***"Tote it on top...or tow it behind."***

The standard Yakima roof-mounted tracks provide for numerous optional rack accessories to carry just about anything, even a canoe. Or, if you like, tow your larger watercraft behind.



The **Lance 1130** has a spacious food counter, extended cabover queen-size bed, pull-out pantry, U-shaped dinette and plenty of kitchen storage. You can really feel the openness. Shown with optional air conditioning, TV antenna, stereo, oven and Décor Package.



**Lance Slideout** and **Lance** models have an exclusive white one-piece aluminum roof (with 12-year warranty), a major breakthrough with significant advantages over rubber and other roofing materials. It's clean and super tough. The baked-on white enamel finish also keeps the camper cooler in summer. Shown with standard Yakima roof tracks, and optional Yakima towers with cross bar. Other options include TV antenna, rear awning and side awning.

This spacious dry bath is in **Lance 1130**, and **Lance Slideout 1121**. It includes skylight, power vent, ducted heat, medicine cabinet and lots of elbow room.



The extra large 6' 3" dinette is in the **Lance 820, 1010** and **1130**. Eating area has extensions for added seating and easily converts into a large bed. The table slides to various positions for comfortable dining.







***"Bring your new condo to the old neighborhood...life's a picnic."***

No hotel, motel or guest room for you. You brought the bedroom and much more. Wait 'til you surprise your friends with their favorite dish, made right in your own kitchen.



The **Lance 920** creates the feel of an 11' camper in only 9'6". The spacious view window over the forward dining/sofa bed makes it truly unique. The large bath and wardrobe add to this compact unit's comforts. Shown with optional oven and *Décor Package*.



The special pull-out pantry allows easy access to your groceries. It's included in most Lance models where space permits. Note the stainless steel refrigerator panels and oven door, and new white appliances.



Roll-out storage drawer (part of the optional Convenience Package) is a great space maker. Available on all **Lance Slideout** and **Lance** models, except Lance 920.

The high tech monitor panel is placed at eye level for convenience.

Another Lance exclusive (most models) is this aluminum rear bumper, shown with deluxe trim. The rear jack brackets are attached to the bumper for greater stability and strength. Two-position fold-up step is plated on both sides for safety. A single-position double-step is standard on sidedoor **Lance Slideout 1161**.



The exclusive slideout battery tray on **Lance Slideout** and **Lance** models makes service easy and convenient. Holds deep cycle batteries as large as group 29. Battery is a dealer-installed item.

Large battery tray capable of accepting two group 27 batteries. Tray includes necessary cables and tie-down straps. Standard feature on 1030, 1121, 1130 and 1161 only. Batteries are a dealer-installed item.







***"Lance time is anytime."***

Weekend fun doesn't stop when the sun goes down. Even outside activities get a boost from the convenient high-intensity docking lights which are part of the Convenience Package. Aren't you guys tired yet?



# 2004 Floorplans, Features & Options

	Lance Slideout	Lance	Lance Lite
<b>EXTERIOR</b>			
Exterior Package with Fiberglass Walls	S	O	N/A
White Baked-Enamel Aluminum Exterior	N/A	S	S
Fiberglass Walls (included with Exterior Package)	S	O	O
Color-Coordinated Graphics to Match Most Trucks (4 choices)	S	S	S
Ball Screw Camper Jacks (Opt. on 815)	N/A	N/A	S
Electric Jacks with Wireless Remote	S	S	O
Swing-Out Jack Brackets for Dual Rear Wheel Trucks (Standard on 1121, 1161 and 1130, N/A 815)	O	O	O
Aluminum Rear Bumper with Folding Step (N/A 815, 835)	S	S	S
Aluminum Scissor Entry Step— 4 Steps (815 & 835 only)	N/A	N/A	O
Double Step (1161 only)	S	N/A	N/A
Slide-Out Bumper Storage Tray (N/A 815, 835)	S	S	S
Radius Torque Dark-Tinted Windows	S	S	N/A
Radius Sliding Windows with Screens	N/A	N/A	S
Storm Windows	O	O	N/A
Front Cabover Safety-Glass Window (Opt. on 815)	S	S	S
Sliding Pass-Through Window	S	S	S
Outside LPG Connection	S	S	N/A
Color Observation Camera	O	O	N/A
Awning, Rear Door (N/A 1161, 815)	O	O	O
Awning, Side Crank Out (size varies with model, N/A with slideout cover)	O††	O	O
Awning, Side Rollout (size varies with model, N/A with slideout cover)	O	O	N/A
Slideout Cover (except 1121, 1161) (N/A with rollout awning)	O	N/A	N/A
Front Rub Strips	S	S	S
Saf-T-Vue® Rear Window	N/A	S	O*
Exterior Wash Station with Shutoff Valves	S	S	O*
Ladder to Roof	S	S	S
Common-Keyed Exterior Compartment Doors	S	S	S
Exterior Utility Lights	O*	O*	O*
Radius, Insulated Storage Compartment Doors	S	S	N/A
Insulated Storage Compartment Doors	N/A	N/A	S
Radius Entry Door	S	S	S
License Plate Holder/Light (Opt. on 815, 835)	S	S	S
Yakima Roof Track System	S	S	S
Yakima Towers with Cross Bars	O	O	O
Short Bed Modification Skirts (815 only)	N/A	N/A	O
<b>CONSTRUCTION/INSULATION</b>			
All-Weather Package	O	O	O
One-Piece Aluminum Roof with 12-Year Warranty	S†	S†	S
Solid Metal Corner Moldings	S	S	S
Double Exterior Sealant Process Throughout	S	S	S
Corrosion-Resistant LPG and Battery Compartments	S	S	S
Metal-Reinforced Corners for Jack Mounting	S	S	S
Front Jack Brackets Bolted to Steel	S	S	S
Steel-Reinforced Tie-Down Brackets	S	S	S
Laminated, Insulated Floor/Lower Body, Cabover Bed	S	S	S
Laminated, Insulated, Reinforced Roof	S	S	S
Foam-Insulated Walls	S	S	S
2-Year Limited Warranty	S	S	S
Insulated Holding Tank Cover (exc. 815, 835)	S	S	O**

\*Included with optional Convenience Packages

\*\*Included with optional All Weather Packages

	Lance Slideout	Lance	Lance Lite
<b>INTERIOR/DÉCOR</b>			
Décor Package	O	O	O
Raised-Panel Overhead Cabinet Doors	S	S	N/A
Fingertip Positive-Catch Cabinet Hardware	S	S	S
Hardwood-Framed Cabinet Doors	S	S	S
Decorator Cabinet Hardware	S	S	S
Lined Cabinet Door Openings	S	S	S
All-Wooden Drawers, Metal Guides	S	S	S
Aromatic Cedar in Wardrobe	S	S	N/A
Built-In Full Length Mirror on Bathroom Door	S	S	S
TV Cabinet Viewable from Dinette/Cabover Bed (Shelf only in 815, 835, 845)	S	S	S
Cabover Access Steps	S	S	N/A
Upholstered Valances and Lambrequins (Valances only in Lite models)	S	S	S
Mini Blinds in Dinette/Galley	S	S	S
Pleated Shades on Cabover Windows	S	S	N/A
Vinyl Floor Covering (no wax)	S	S	S
Air Conditioner/13,500 BTU Coleman®-Mach®	O	O	O
Air Conditioner/13,500 BTU Coleman®-Mach® with Wall Thermostat and 110v Heat Strip	O	O	N/A
AM/FM CD/DVD/MP3 Player with 15" LCD Flat Screen TV and 4 Speakers on Slide (replaces standard TV slideout shelf)	O	O	N/A
AM/FM/CD Player with 4 Speakers	O	O	O
Stereo Ready (4 speakers, antenna & wiring only)	O	O	O
Fantastic Vent (Exhaust only—with rheostat)	O	O	O
TV Antenna with 12v Amplified Outlet	O	O	O
Satellite Dish with TV Antenna and 12v Amplified Outlet	O	O	O
<b>GALLEY, APPLIANCES &amp; EQUIPMENT</b>			
Convenience Package	O	O	O
3-Way Refrigerator	S	S	S
2-Burner Range with hood (815 only)	N/A	N/A	S
3-Burner High Output Range with Igniter (except 815)	S	S	S
Sealed 3-Burner Range with Igniter and Oven (except 815)	O	O	O
Folding Range Cover	S	S	N/A
System Monitor Panel	S	S	S
Rollout Storage Drawer Under Range Top	S	S	N/A
Range Hood with Light/Fan (except 815)	S	S	S
1.0 cu. ft. Microwave Oven	S	S	O
Laminate Counter Tops with color matching trim	S	S	S
Removable Counter Extension (820, 821, 835, 845, 915, 1010 and 1025 only)	S	S	S
Double Sink, White (Single in 815)	S	S	S
Sink Cover Cutting Board	S	S	O*
Silverware Organizer	S	S	S
Slide-Out Pantry (Exc. 820, 821)	S	S	N/A
Dual Propane Tanks with Gauges (Standard 915, 1025) (N/A 815)	S	S	O**
Automatic Changeover LPG Regulator (Standard 915, 1025) (N/A 815)	S	S	O**
Forced Air Furnace with Auto Ignition and Thermostat	S	S	S

†White standard

††Optional on Lance Slideout models 1121 and 1161 only

## FRESH AND WASTE WATER SYSTEMS

Large Insulated Fresh-Water Tank
Locking Water Tank Fill Door
City Water Hook-Up
Shurflo® Water Pump with In-Line Filter
6-Gallon Hot Water Heater
6-Gallon Auto-Relight Hot Water Heater
Fully-Automatic Hot Water Heater
Low Point Fresh Water Line Drains with Valves
Large Sink/Shower and Toilet Holding Tanks (Except 815)
Dual Holding Tanks (Shower drains into toilet tank on 815 only)
Single Termination Point for Waste Tanks
Sewer Hose with Adaptor in Storage Compartment
Fresh/Waste Water Tank Level Indicators

## BATHROOM

Separate Toilet from Shower Area (1030, 1071, 1130, 1121, 1161 only)
Full-Height Fiberglass Shower Stall (815 ABS)
Fresh Water Flush Toilet
Raised Toilet Base for Increased Seat Height
Lavatory Sink with Faucet
Medicine Cabinet with Mirrored Door
Full-Length Door-Mounted Towel Rack
Removable Clothes Bar in Shower
Exhaust Vent with Fan
Ducted Heat Outlet
Skylight Over Shower

## DINETTE/SLEEPING ACCOMMODATION:

Large Dinette with Reversible Cushions (Sofa with View Window in 920)
Slide-Out Dinette Seats with Fill Cushions for Additional Seating (Exc. 920, 815)
Lightweight Sliding Table with Leg Stabilizer (N/A 815)
Carpeted Dinette Step (Exc. 815)
Dinette/Sofa Converts into Bed
Wrap-around Leather-like Sofa Bed (1071, 1121 and 1161 only)
Bedroom Reading Lights (Exc 815 with standard cabover)
Queen Size Innerspring Mattress
Twin Innerspring Beds in Extended Cabover
Designer Mattress Cover
Bedroom Privacy Curtain (Exc. 815)
Ducted Heat Outlet in Cabover
Folding Bunk Bed/Overhead Storage (Opt. on 815, 920)
Child Restraint System
Vinyl Bunk Pads
Bunk Cargo Net
Extended Cabover Queen Bed (Optional 815)

## ELECTRICAL

45 amp Electronic Converter
Battery Charge Wizard
Battery Condition Indicator
Battery Separator
Locking Corrosion-Resistant Battery Compartment with Sliding Tray (Lance Lite N/A with sliding tray)







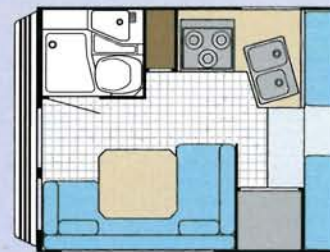
## and Lance Special Option Packages

### *Décor Package*

- ◆ Deluxe Upholstery and Valances
- ◆ Day/Nite Shades with Blackout Feature in Cabover
- ◆ Day/Nite Shades in Dinette
- ◆ Indirect Cabover Lighting
- ◆ Single Lever Faucet
- ◆ Rear Door Valance and Shade
- ◆ Folding Cabover Privacy Door
- ◆ Simulated Stainless Refrigerator Insert Panels
- ◆ Carpet Kit

### *Convenience Package*

- ◆ Rollout Storage Drawer under Dinette (except 920)
- ◆ Wardrobe Light
- ◆ Battery Disconnect Switch
- ◆ Exterior Lighting
- ◆ Entry Light Switch/Dinette
- ◆ Magazine Rack
- ◆ Spice Rack
- ◆ 12v Outlet in Dinette
- ◆ Battery Separator
- ◆ Rear Docking Lights
- ◆ Momentary Entry Light Switch
- ◆ DSI Water Heater
- ◆ Exterior/Interior Phone Hookup
- ◆ Exterior Stereo Hookup on Curbside
- ◆ Black Tank Flush Device



**Lance 820 – 8' 11"**

Specially designed for heavy trucks. Roomy bath, split holding tanks, and a generator option make this unit very versatile.

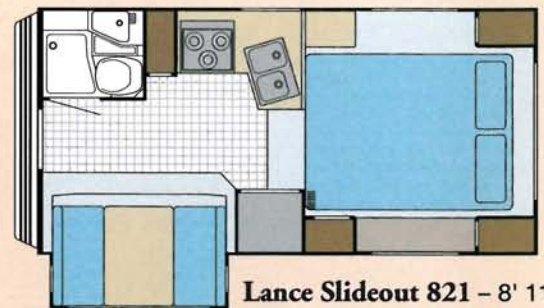
## Special Option Packages

### *Lite Décor Package*

- ◆ Deluxe Upholstery and Valances
- ◆ Carpet Kit

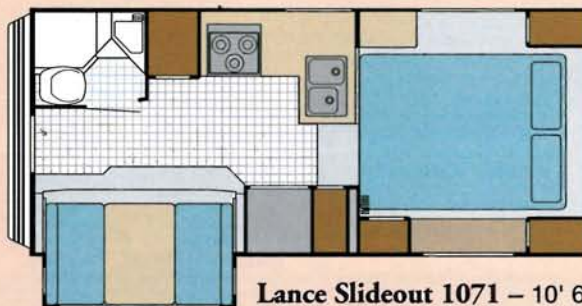
### *Lite Convenience Package*

- ◆ Saf-T-Vue® Window
- ◆ Outside Shower
- ◆ Electric Jack Pre-wire with Plugs
- ◆ Rear Docking Lights
- ◆ Battery Disconnect Switch
- ◆ Battery Separator
- ◆ Exterior Lighting
- ◆ 110v Exterior Patio Plug
- ◆ Sink Cover
- ◆ Re-lite Water Heater



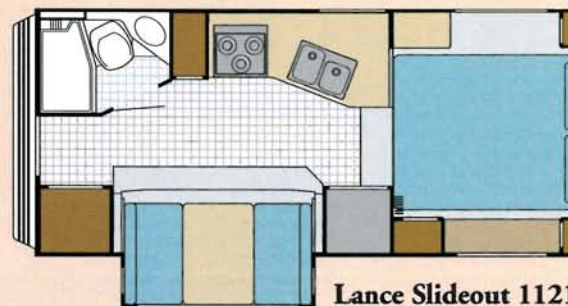
**Lance Slideout 821 – 8' 11"**

Specially designed for heavy-duty short-bed trucks. Roomy bath, split holding tanks, and a generator option make this unit very versatile.



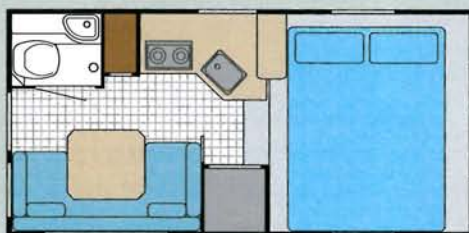
**Lance Slideout 1071 – 10' 6"**

This new 10' 6" model features a dry bath with unique galley and dinette slideout.



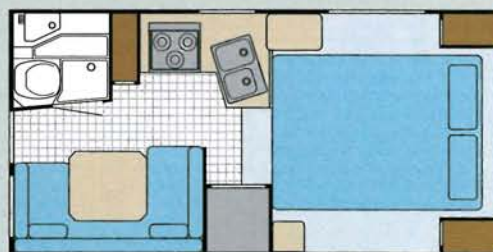
**Lance Slideout 1121**

This popular, full-featured model boasts a spectacular bath, large wardrobe and full-featured galley.



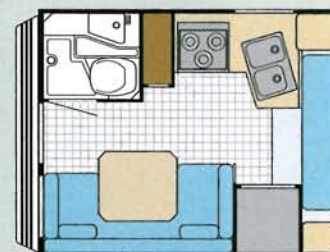
**Lance Lite 815 – 8' 6" (Standard Cab)**

Lightweight, full-featured camper for single rear wheel trucks that is lighter, lower and sleeker than full size models. Also available with extended cabover. Add-on skirts make this model compatible with short-bed full-size trucks.



**Lance Lite 835 – 8' 6"**

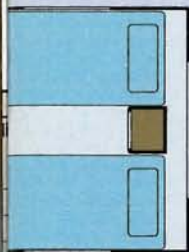
Completely self-contained and very economical. Easy to handle. Features split gray and black holding tanks.



**Lance Lite 845 – 8' 6"**

For short-bed trucks. Complete generous bath and complete split gray and black holding tanks.

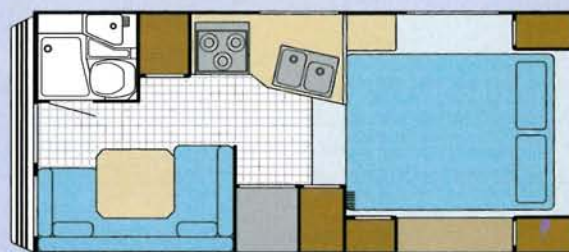




**Lance 920 – 9' 6"**

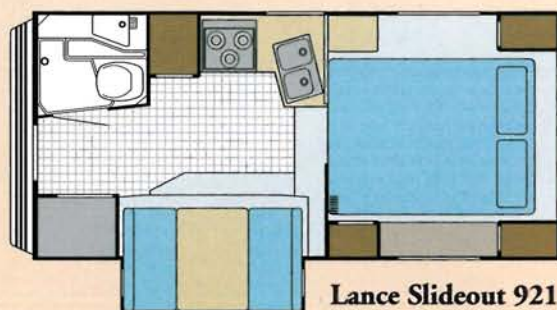
This open floor plan features a roomy bath and front dinette with fold-over sofa and a view window.

...duty short-bed  
...ing tanks, and  
...a real winner.  
...s.



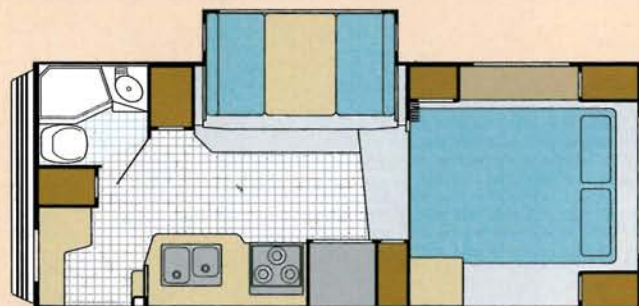
**Lance 1010 – 10' 1"**

Popular floorplan with a large bath and a dinette capable of sleeping adults. Great length for convenience and excellent towing capabilities. Available with generator option.



**Lance Slideout 921 – 9' 6"**

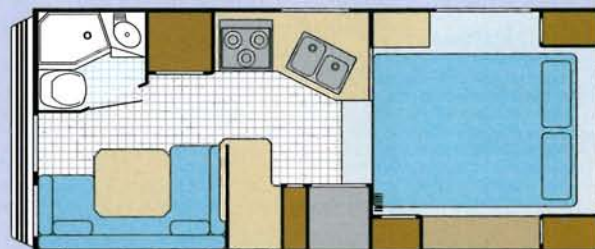
This open floor plan features complete galley, a roomy bath, and slideout front dinette.



**Lance Slideout 1161 – 11' 11"**

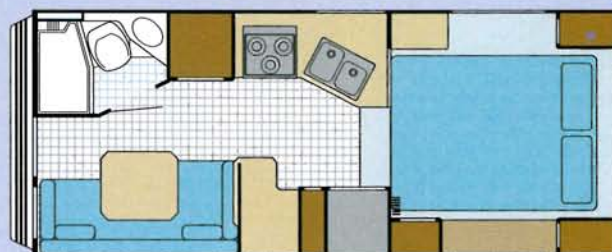
Our full-featured side-door model, with a driver's side slideout, dry bath and abundant storage.

...11' 6"  
...ar dry



**Lance 1030 – 10' 11"**

This floorplan features a large kitchen with extra counter and drawer space, dry bath and room for an optional generator.

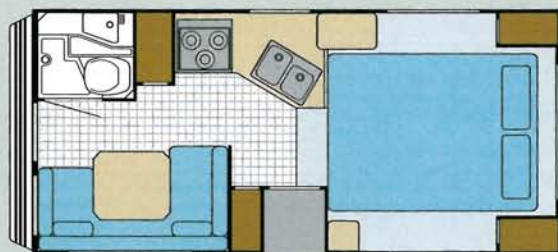



**Lance 1130 – 11' 6"**

This one has it all...tub/shower dry bath, U-shaped dinette, outside storage and lots of counter space.

©2003 Lance Camper Mfg. Corp.

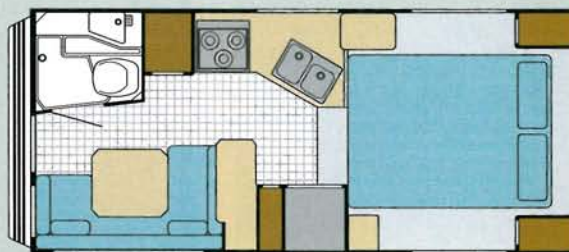
The information in this brochure is preliminary and subject to change.



**Lance Lite 915 – 9' 6"**

The most popular size self-contained camper at a very lightweight price. Now available with an optional generator.

...etely self-contained,  
...galley. Features  
...anks.



**Lance Lite 1025 – 10' 3"**

This floorplan features a large kitchen with extra counter and drawer space and room for an optional generator.




Our shortbed **Lance 820** has a built-in TV cabinet above the sink, removable counter and deluxe microwave. Split holding tank system with separate black and gray water holding tanks is unique in shorter campers, and a Lance exclusive. Shown with optional stereo, oven and Décor Package.

◀ **OPEN HERE**  
to see 2004  
**Floorplans,**  
**Features**  
**& Options**



Twin beds in the cabover area are optional on all **Lance** and **Lance Slideout** models. The comfortable innerspring mattresses with bed covers are separated by a night stand. Additional storage is provided with overhead cabinets.



Entertainment is available everywhere with the optional TV antenna/satellite dish combination.



This Folding Cabover Privacy Door is part of the **Lance/Lance Slideout** optional Décor Package.

This spacious, full-height bath featured in our **Lance 820, 1010** and **Lance Slideout 821** provides ample leg room, ducted heat and exhaust fan/vent. A skylight provides extra head room.



The optional integrated thermostat controls both heating and air conditioning in one unit.



Removable carpet kit adds comfort and warmth when needed. It's part of the optional Décor Package.





***"Hitch up your favorite kind of cargo...  
and take along all the kids"***

Whether you're a champion roper making the rodeo circuit like our very own Bill Huber, pictured here, or just into horsing around, this camper was designed to take it. Bill puts his Lance camper to the test, traveling 150,000 miles every few years. Whatever your style of riding Lance lets you spend your vacation time home on the range.




This **Lance 1010**, with the innovative extended cabover design, is shown with optional oven and *Décor Package* (which includes deluxe valances, pleated shades and indirect lighting). The quality queen mattress assures a comfortable night's sleep. The wardrobe drawers and shelving complete this master suite.



New Lance exclusive optional entertainment package includes a 15" flat screen monitor, AM/FM CD/DVD/MP3 player

with removable faceplate, remote and 4 speakers. Screen swivels for different viewing angles and folds away into upper portion of cabinet. Optional on **Lance Slideout** and **Lance** models.



The dealer-installed optional cab monitor is removable, with flexible mounting capabilities. It includes a built-in speaker, two camera (A/V) inputs with A/B selector, NTSC- and PAL-compatible backlit controls, day/night brightness modes, standby/audio on/off trigger wiring options and on-screen display menu controls.

The rugged rear-view ASA color camera (with waterproof housing, enhanced low-light performance, wide viewing angles, and built-in microphone) is mounted on rear upper porch. It is an optional feature on **Lance Slideout** and **Lance** models.



With the camper on the truck or off, the optional rollout side awning and the rear awning add both abundant shade and protection from the weather.





## *Lance Lite.* The Lightweight SUV




***"Beach volleyball anyone...hey, your Lance Lite wants to play in the sand, too."***

If life really isn't worth living without playing close to water, what are you waiting for? There's an economical and practical way to spend the holidays at the beach... with a Lance camper. When you look at it, Lance takes all the work out of the fun.



*The **Lance Lite 1025** has the appeal of a traditional floorplan. Seating in the rear dinette that converts to a bed, a convenient food bar and space for an optional generator are all features of this popular model (shown with optional oven.)*



*The optional extended cabover in our **Lance Lite 815** includes a queen mattress bed. Shown with optional front window. Overhead cabinets come with extended cabover option only.*



**Lance Lite** extended cabover with queen-size bed, is standard on models **835, 845, 915 and 1025**. The front cabinets provide extra storage.



*The **Lance Lite 815** is shown with optional short bed modification skirts. They provide extra storage, and the required brake and tail lights.*






***"Wintertime is Lance time."***

With your four-wheel drive truck and your new Lance camper, you can go just about anywhere, anytime, with all the comforts of home. It is truly the all-season combination. Now you can play right next to where you stay.



**Lance Lite 915.** This mid-size model is ideal for most heavy duty single rear wheel trucks. It includes lots of storage in addition to a large bath and complete galley. It's shown here with optional oven and stereo. A generator is also a popular option.




Optional child restraint with bunk pads is a great Lance option. Kids love it. Available on models with fold-down storage.



Optional Cargo Net retains extra gear while traveling. Available on models with fold-down storage.



Optional Fan-tastic roof vent quickly removes odors and hot air. It can exchange air in minutes (exhaust only.)





## Interior Upholstery & Carpet Colors

### Standard Upholstery

Lance  
Lance Slideout  
Lance Lite†



Copen

Sage

Caramel

### Optional Décor Package Upholstery

Lance  
Lance Slideout  
Lance Lite



Ocean

Mint

Fawn

†Lance Lites do not have horizontal welt on cushions

## Exterior Combination Stripe Colors

Everyone admires a beautiful Lance camper mounted on a nice truck, especially when it is color coordinated. Lance offers a variety of color combinations that complement virtually any late-model truck. Select a graphic color combination to complement your truck.

Nobody beats Lance when it comes to style, inside or out!



### Lance and Lance Lite Standard Colors

A neutral color stripe is on all models except Lance Lite 815.

All standard aluminum models and Lance Lite models with optional Filon fiberglass sides have color stripes consisting of two colors plus neutral stripes to match truck color.

Just below that is a silver/gray/bronze stripe.

The exterior combination stripe colors are shown above.



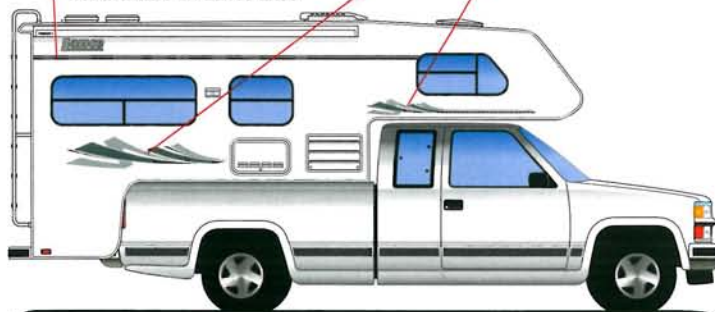
### Lance and Lance Slideout Exterior Package\* Colors

A neutral color stripe is on all models.

The Filon fiberglass walls have their own deluxe graphics, which can be color coordinated with the truck.

The exterior combination stripe colors are shown above.

\*optional on Lance, standard on Lance Slideouts, not available on Lance Lites





## Matching your truck and camper

Truck manufacturers provide consumers with certain ratings to help determine the capacities of the truck, as manufactured. Some of those ratings are posted on the driver door jam and some may be shown on a label in the glove box or in the owner's manual or other literature.

If you already own a truck that you intend to use for a camper, it is always wise to take it to a commercial truck scale to determine the actual weight of the truck. That information, along with your truck capacity information, will help you determine the remaining capacities for carrying and/or towing.

Camper weights, both dry and wet, vary depending on optional equipment and how full your tanks are. Also, take into

consideration weights of passengers, gear and trailer tongue (if applicable).

Truck and camper package handling can be greatly improved by the addition of air bags, cabover struts, and even special shock absorbers. Maintaining maximum tire pressure on quality tires with ratings equal to, or better than, original tires is also important.

For more information and guidance, consult your authorized Lance dealer. Because Lance Camper Mfg Corp is unfamiliar with your specific truck and how you intend to use it, **LANCE MAKES NO WARRANTIES OR REPRESENTATION, EXPRESS OR IMPLIED, AS TO THE PERFORMANCE OR RELIABILITY OF YOUR TRUCK WITH A LANCE CAMPER.**

## Why all Lance campers have a metal roof

We think our entire camper should be trouble-free for decades, and that most certainly includes the roof. Although most RVs use a material commonly referred to as a rubber roof, we prefer to use aluminum for a number of reasons. An aluminum roof is almost impossible to penetrate, adds strength to the structure, takes very little maintenance, has an immeasurable life span and does not "chalk" or mark the sides of our product. Of course, rubber roofs are a lot easier to install. Maybe that is why other manufacturers install them.

Our exclusive aluminum roof is backed with a 12-year warranty. Just another reason why Lance campers are always in demand, hold their resale value, and outlive the competition.

## Campers are a wise choice

If you're in the market for an RV, and you're trying to decide among a motorized, towable or truck camper, go to our comprehensive web site, [www.lancecamper.com](http://www.lancecamper.com) for some practical considerations to keep in mind.



## When you need help...

Your dealer is the first, and possibly the best, source of information and warranty service. However, there are times when you are not close to your selling dealer, or it's late at night, when things go wrong. Maybe you just need technical advice, help with a truck problem, or have a flat tire. How do you find a Lance dealer or service center to get you going again, promptly?

Lance has provided you with the solution...Coach-Net®. For the first year of ownership, Lance provides this exclusive Emergency Road Service, just a phone call away, 24 hours a day, every day. Please read the Coach-Net® brochure to see all the fabulous services they provide...and it's all at no cost to you for the first year. It provides the security of knowing you will never be more than a phone call away from help.

## Limited Warranty

Lance provides a limited warranty to the original purchaser (owner) of a new 2004 Lance, Lance Slideout or Lance Lite camper to be free of defects in material and workmanship; and for structural integrity, under normal use, with reasonable care and maintenance, for 2 years from the date of purchase.



## Proper support equipment improves handling, performance and ride

The following accessories help to improve the drivability, handling and safety of your truck and camper package. All the support equipment listed below is optional except for the 12-volt connector and the camper jacks. Consult your Lance dealer for the proper support equipment for your new camper.



### Air Lift® air bags

They level the truck by transferring the rear axle load forward. They also increase stability and the air pressure can be adjusted for different load conditions (right to left, front to back). Lance recommends them for all truck camper applications.

### Cabover struts

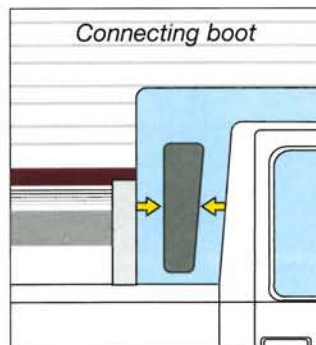
Absorb the bumps while driving on or off the open road. Specially-designed brackets securely attach cabover struts to the truck.

### Camper clearance

Truck bed sizes and bed-to-cab heights vary for different makes and model years of trucks. To prevent damage to camper or truck, there needs to be a minimum of 1½" of clearance between the truck cab and camper, and at least ¼" between the truck bed rails and camper wings. Be sure there is at least ½" clearance for taillights, where applicable. This may require a bed liner, a bed mat or other form of spacing to insure proper fit.

### Camper guides

Lance offers exclusive guides to assist with aligning camper to center of truck bed. Guides also prevent camper from moving while driving.



### Connecting boot

An exclusive option created by Lance, it compresses between your truck and camper, providing a convenient way to communicate and a passage between truck and camper through the sliding windows. Available for most trucks.

### Happijac® tie-downs

The safest and strongest on the market, these chrome-plated camper anchors are designed to eliminate bulky, unsightly or dangerous protrusions. Front tie-downs are spring-loaded to absorb unexpected bounces.



### Rancho shocks

Adjustable shocks are a great asset for improving the ride under all conditions. They add more stability in windy conditions or on rough roads, and improve the ride substantially on seamed highways. Rancho 9000x shocks have proven to do an excellent job and are easily adjustable. For added convenience, an in-cab control kit is available so your ride can be fine-tuned while driving.

### Swingout brackets

Move the front jacks in an outward direction to avoid striking the fenders on trucks with dual rear wheels.

## Cabover struts improve ride and drive.

Stainless steel quick-release connectors on both ends make installation a breeze. A Lance exclusive.



Cabover struts, also known as "stabilizers," are shock absorbers designed to reduce the impact of up-and-down motion created by irregular road surfaces. Your truck already has large diameter shock absorbers to dampen the motion of the vehicle. These specially designed, aircraft-quality "shocks" do a remarkable job of smoothing out the camper ride. They also help reduce sway in windy areas.



## What you need to know about camper hitch systems

There are a variety of ways to hitch up a trailer to your truck/camper combination. The method you select should have the capacity to handle the size and weight of your particular trailer and camper.

For Lance campers that come standard without a rear camper bumper, the trailer can attach to the truck using one of the following two methods:

1. Attach the trailer directly to a hitch ball mounted on the truck bumper. Bumpers rated for towing will have the maximum tongue and gross pulling weight stamped directly on the bumper where the hitch ball mounts. Always observe these ratings.
2. Attach the trailer to a frame-mounted receiver hitch on the truck. Receivers come in different classes or ratings. The highest-rated Class V receivers will allow tongue weights up to 1400 lbs and gross weights up to 14,000 lbs when weight distributed. One advantage to a receiver hitch is that ball mounts are available with different "drops" and lengths. You can pick just the right combination for the amount of drop you need so that your trailer tows level behind your truck.



When towing behind a Lance camper that comes with a rear camper bumper, extending the hitch from the truck rearward to the camper bumper is necessary. The method Lance recommends involves a truck-mounted receiver hitch and extension tube. A ball mount is then inserted into the extension tube, the same way it would be inserted into the receiver itself. Reese manufactures a Titan Class V, 2½" receiver and extension tube specifically for truck camper applications. It replaces factory receivers and substantially increases towing capacity. The other important benefit is that it does not require you to attach the hitch or extension to the camper, which eliminates line-up problems. The extension can be in place when loading or unloading the camper. For very heavy loads, the extension tube in combination with a weight-equalizing hitch can be used. This system has the highest certified tow ratings available (*see chart below*).

Always make sure to observe your truck's tow ratings and the advice of your Lance dealer or local hitch professional. A little care in matching a hitch system to your truck, camper, and trailer package will give you many happy, safe and trouble-free towing miles.

Reese TITAN Class V Receiver  
with 2-1/2" steel tube extension bar.



### Titan Hitch Box Extensions

PART # DESCRIPTION/LENGTH	TONGUE WEIGHT (LBS)		LANCE SLIDEOUT	LANCE	LANCE LITE
	WEIGHT CARRYING	WEIGHT DISTRIBUTING			
45162 Titan extension					
	6,000	8,000	821 (8')† 921	820 (8')† 920 1010	845 (8')† 915 1025
	4,500	6,000	1071	1030	
41"	4,500	6,000	1121	1130	
45018 Titan heavy-duty extension					
41"*	6,000	8,000	1121	1130	
48"	4,500	6,000	1161		

\*Requires cut to length

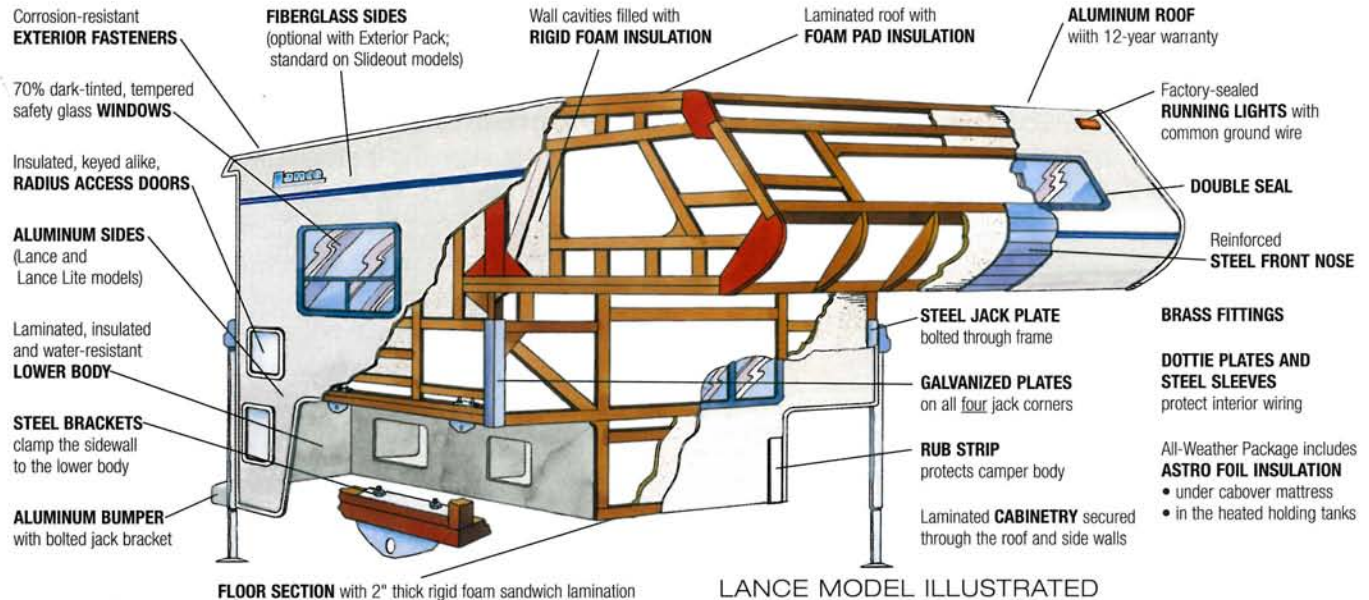
†Indicates short-bed models with additional overhang

Note—All weights, dimensions and capacities are approximate values.

Specifications are subject to change without notice.



# BUILT TOUGH to STAY TOUGH



Truck campers are all we build, and with over 4 decades of experience, we know how to engineer and build them strong and long lasting, and we back it up with our two-year limited warranty on construction.

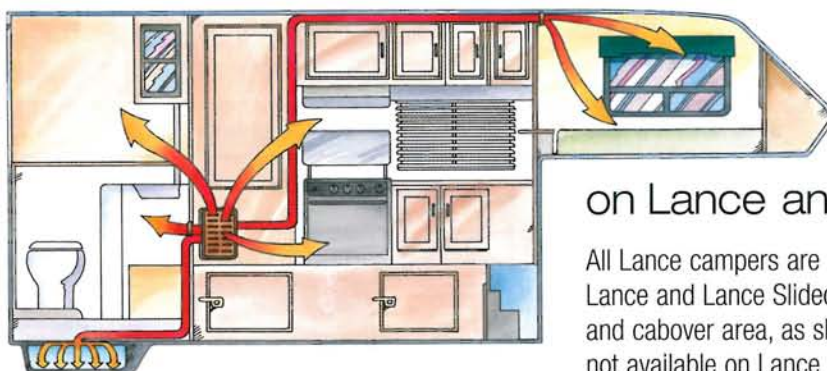
Using select kiln-dried premium-grade fir and pine, an intricate pattern of pieces is assembled and glued together to form the structure. Floors and ceiling panels are filled with rigid foam, glued and laminated to create the strongest possible structure.

Interior wall panels are glued to the frame structure for sheer strength. The walls are completely insulated with rigid block foam, including exterior compartments.

The fiberglass sides are secured to the camper with special adhesive and bonded under pressure. Corners and tie-down brackets are reinforced with steel.

The laminated roofs are covered with our exclusive one-piece aluminum. It is the toughest, strongest, longest-lasting roof available. The Lance and Lance Slideout model roofs have special white paint that helps reduce heat, and makes cleaning easier. Also reduces streaks on camper sides.

When you step in a new Lance camper you will sense immediately that there is a difference. No other truck camper feels as secure and as strong. See for yourself.



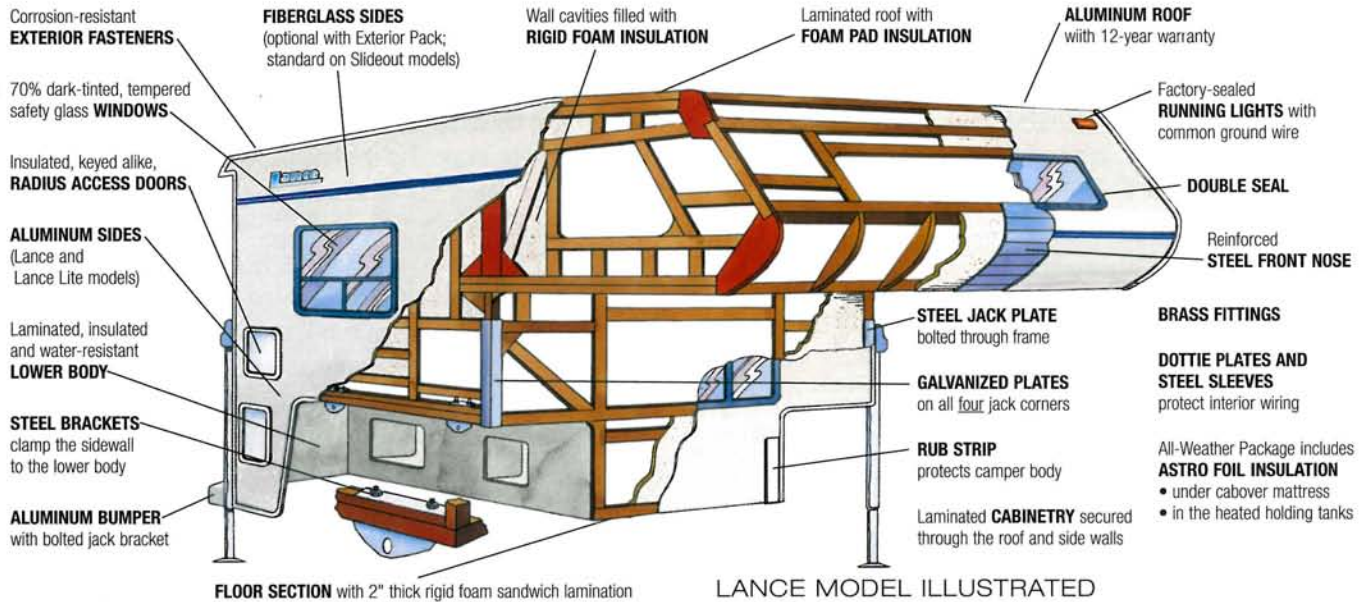
## Warm All Over!

Duct heat is standard on Lance and Lance Slideout models.

All Lance campers are equipped with large forced-air furnaces. Only Lance and Lance Slideout models feature ducted heat to the bathroom and cabover area, as shown in the illustration (ducted heat to cabover is not available on Lance Lite). Optional All-Weather Packages are available for all models.



# BUILT TOUGH to STAY TOUGH



Truck campers are all we build, and with over 4 decades of experience, we know how to engineer and build them strong and long lasting, and we back it up with our two-year limited warranty on construction.

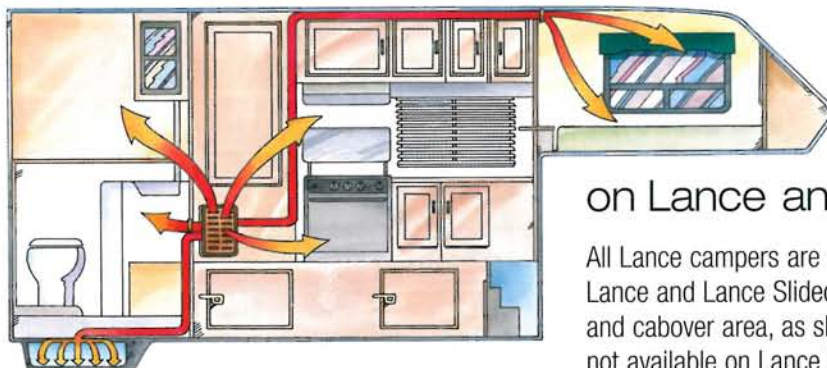
Using select kiln-dried premium-grade fir and pine, an intricate pattern of pieces is assembled and glued together to form the structure. Floors and ceiling panels are filled with rigid foam, glued and laminated to create the strongest possible structure.

Interior wall panels are glued to the frame structure for sheer strength. The walls are completely insulated with rigid block foam, including exterior compartments.

The fiberglass sides are secured to the camper with special adhesive and bonded under pressure. Corners and tie-down brackets are reinforced with steel.

The laminated roofs are covered with our exclusive one-piece aluminum. It is the toughest, strongest, longest-lasting roof available. The Lance and Lance Slideout model roofs have special white paint that helps reduce heat, and makes cleaning easier. Also reduces streaks on camper sides.

When you step in a new Lance camper you will sense immediately that there is a difference. No other truck camper feels as secure and as strong. See for yourself.



## Warm All Over!

Duct heat is standard on Lance and Lance Slideout models.

All Lance campers are equipped with large forced-air furnaces. Only Lance and Lance Slideout models feature ducted heat to the bathroom and cabover area, as shown in the illustration (ducted heat to cabover is not available on Lance Lite). Optional All-Weather Packages are available for all models.





## Camper power: how it works

The electrical system in your camper is attached to a power panel, which accepts both 12 and 110 volts. If the camper is plugged into household current (110V power) at a campground, the built-in converter changes it to 12 volts. Your furnace fan, range hood, water pump and lights are all 12-volt appliances.

The power panel also distributes 110 volts to the refrigerator and to the 110v outlets so you can use virtually any household appliance. Additionally, it serves as a charger, keeping your camper battery fully-energized for the times you are not plugged into a 110-volt power supply.

When you're on the road, the alternator in the truck distributes power to both the truck battery and the camper battery. The camper battery operates all the 12-volt appliances when the camper is not plugged into a 110-volt source.

In many models, a propane-powered generator may be ordered. Just push the button and, in a few seconds, you'll have power to operate your microwave, air conditioner or almost any other 110-volt appliance, plus power for the camper's built-in charging system.

Propane is the fuel that powers the range-oven, the furnace, the water heater, the refrigerator and, if installed, the generator. When we say Lance campers are self-contained, that means you are equipped to go just about anywhere and take your "down-home comforts" with you.

## A choice of siding: aluminum or fiberglass

Truck campers have unique challenges, unlike other RVs. They take a lot of abuse, because they often are used off-road and in severe weather. Most campers spend their entire lives outdoors in all types of climates and conditions.

Aluminum has been popular for the exterior surface because of weight, cost, durability and ease of repair.

The enamel paint on the aluminum surface will stay shiny for many years, like a car.

Fiberglass has become a popular replacement for aluminum for the siding of many recreational vehicles. Its ability to reject denting is the primary reason for its use. Its smooth surface more readily accepts creative graphics, and the sturdy flat surface makes it attractive. Although it is slightly heavier and more costly than aluminum, in areas of severe hail where the vehicle is subject to damage, fiberglass is preferred. Both aluminum siding and "glass" have their place and each has its own set of advantages.



## Power from the sun: Solar Panels

Because your optional dealer-installed camper battery is wired to the truck alternator, it will recharge while driving the truck. Unless you're on the move, that's not always practical...but solar energy is. With the optional 50-watt output solar panel with built-in regulator, recharging your battery is silent, automatic and practical. Imagine the convenience of having a fully-charged battery whenever you are ready to go.

Solar panels are very useful in colder climates, where the furnace fan can draw down a battery in 24 to 48 hours. The solar panel generates energy, even on cloudy or rainy days, although not as much. Lance factory-installed panels have a red LED indicator light located beneath the sink, indicating when the solar panel is producing power.

## Questions

*we get asked most  
often about campers  
can be found on our  
extensive website:*

[www.lancecamper.com](http://www.lancecamper.com)



Visit us at  
**www.lancecamper.com**

See all the latest information about our campers and other information not found in this brochure.



## Lance Earns DSI Award...Again!

Louisville, Kentucky — For the sixth year in a row, the National Recreational Vehicle Dealers Association presented their prestigious Quality Circle Awards for Dealer Satisfaction at their annual show in Kentucky. Lance Campers was one of only 6 RV manufacturers to receive the award from RVDA President, Michael Molino.

Jack Cole, President of Lance, said, "We take great pride in this recognition because it is a reflection of how our dealers feel about us, our product and the way we do business. All our employees will share in the great news."

Your Lance Dealer

*The SUV of RV's!*  
**Lance**  
America's Favorite Truck Camper™

Lance Camper Manufacturing Corporation  
43120 Venture Street, Lancaster, CA 93535  
661-949-3322 • FAX 661-723-5318  
**www.lancecamper.com**

© 2003 Copyright, Lance Camper Mfg., Corp.

